

# BOARD OF DIRECTORS MEETING

---

September 19, 2023



## PLEDGE OF ALLEGIANCE

I pledge allegiance to the flag of the United States of America, and to the republic for which it stands, one nation under God, indivisible, with liberty and justice for all.



## PLEDGE OF ALLEGIANCE TO THE TEXAS FLAG

Honor the Texas flag; I pledge allegiance to thee, Texas, one state under God, one and indivisible.



# 2

## Public Comment



# 3

Consider Approval of the Minutes from the Meetings Held on August 15, 2023, and August 31, 2023





# 4

## Consider Approval of Fiscal Year 2024 General Fund Budget

*Sandy Newby, Chief Financial Officer*

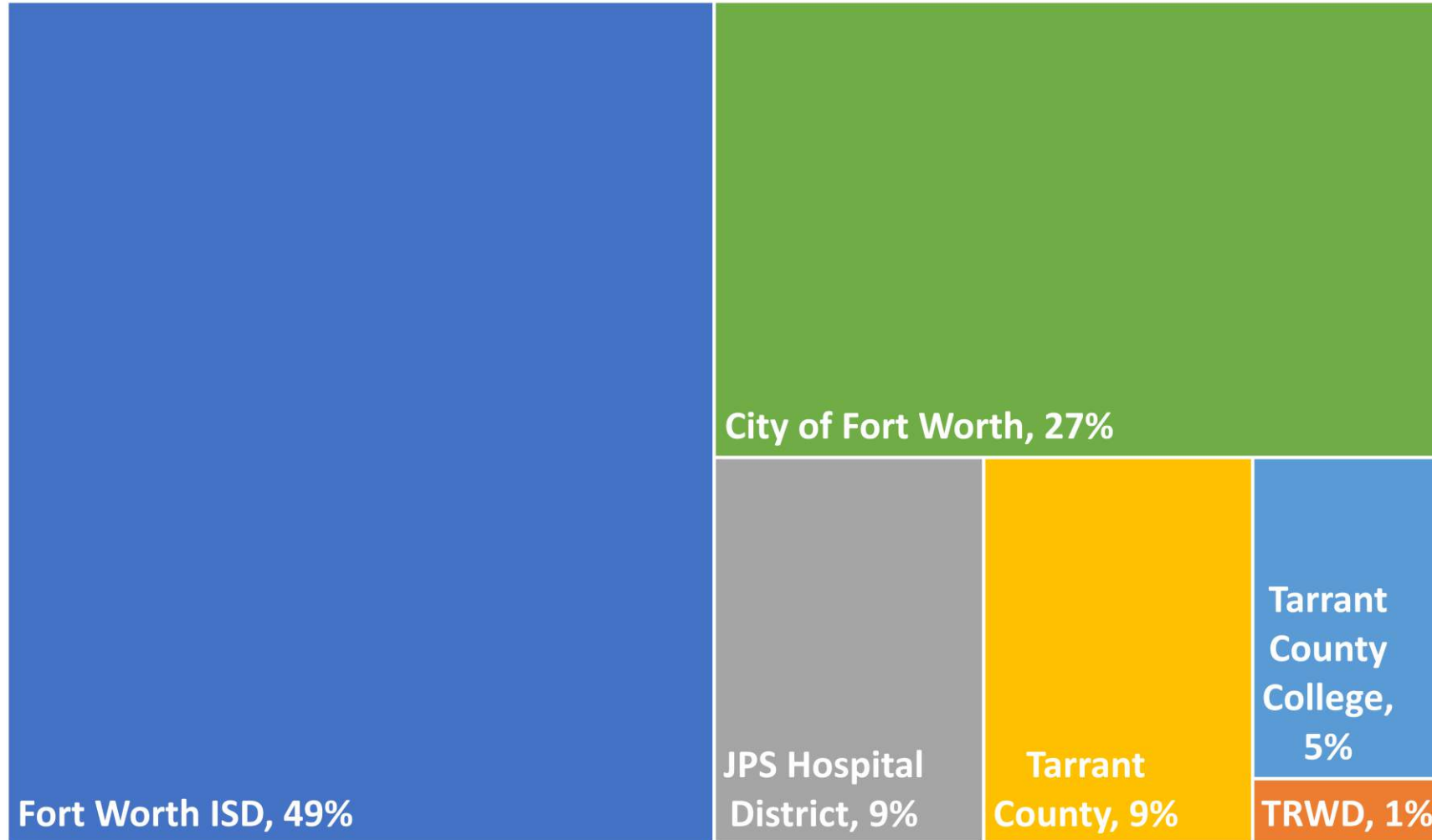


# 5

**Vote to Adopt a Tax Rate of \$.0267/\$100 for  
Tax Year 2023**

*Sandy Newby, Chief Financial Officer*

# 2022 Average Taxes for District Resident By Entity



Fort Worth ISD	\$3,057.44
City of Fort Worth	\$1,699.77
JPS Hospital District	\$535.41
Tarrant County	\$534.38
Tarrant County College	\$310.54
<b>TRWD</b>	<b>\$64.17</b>
<b>Total</b>	<b><u>\$6,201.71</u></b>

# 2023 Proposed Tax Rate for FY2024 Budget Discussion

**2023 (FY24)  
Proposed Tax Rate**

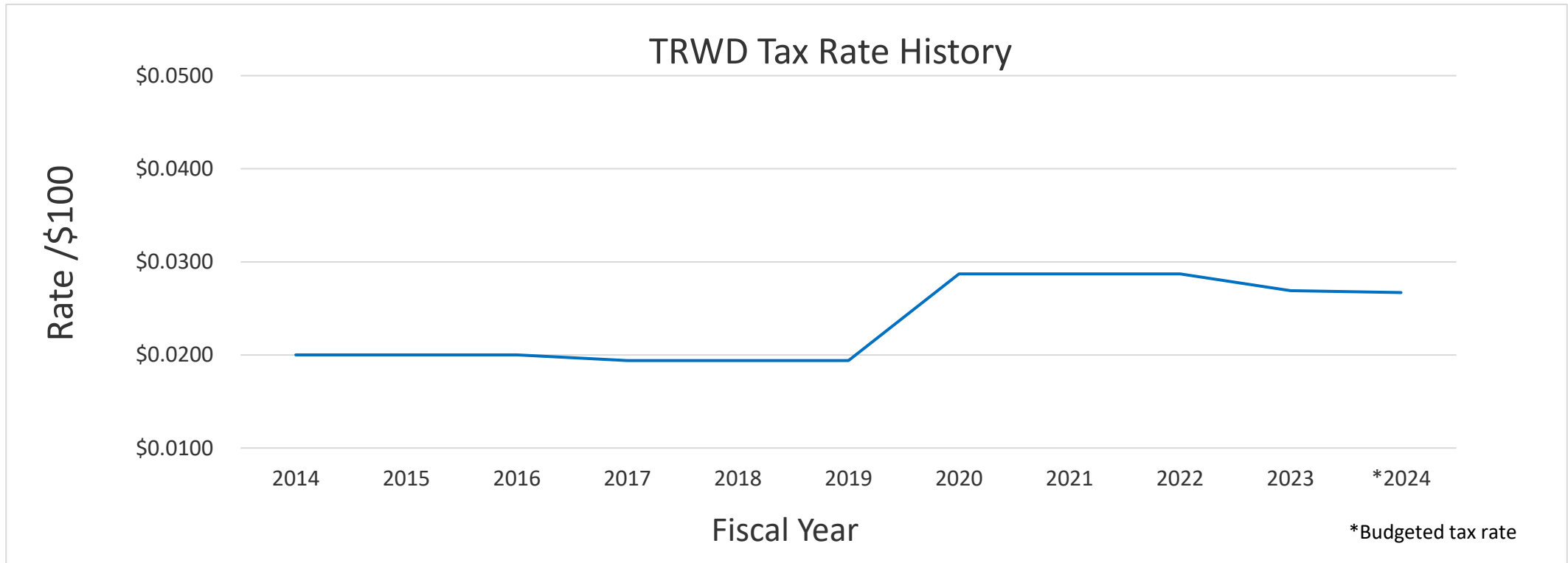
**2022 (FY23)  
Tax Rate**

**% Decrease**

\$0.0267

\$0.0269

-0.74%





# Water District

## Notice of Public Hearing on Tax Rate

Please be advised that a quorum of the Board of Directors of Tarrant Regional Water District (TRWD) will convene on the below date and time for the purpose of conducting a Public Hearing on the TRWD tax rate. Please be further advised that some members of the Board of TRWD may participate remotely by videoconference.

The link to view and listen to the meeting via internet is

<https://www.trwd.com/boardvideos/>

Citizens may present public comment at this time, limited to three (3) minutes per speaker, unless the speaker addresses the Board through a translator, in which case the limit is six (6) minutes. If citizens wish to address the Board in person, each proposed speaker must have completed and submitted a speaker card prior to the commencement of the meeting. If citizens wish to address the Board virtually, each proposed speaker must have contacted Mr. Chad Lorange of TRWD, by telephone at (817) 720-4367 or by email at [chad.lorange@trwd.com](mailto:chad.lorange@trwd.com), by no later than 3:00 p.m. on Friday, September 8, 2023. In such event, each such member of the public will be provided a dial-in number to address the Board. By law, the Board may not deliberate, debate or take any action on public comment but may place the item on a future agenda.

The Tarrant Regional Water District will hold a public hearing on a proposed tax rate for the tax year 2023 on September 13, 2023 3:30 p.m. at 800 East Northside Drive Fort Worth, Texas 76102. Your individual taxes may increase at a greater or lesser rate, or even decrease, depending on the tax rate that is adopted and on the change in the taxable value of your property in relation to the change in taxable value of all other property. The change in the taxable value of your property in relation to the change in the taxable value of all other property determines the distribution of the tax burden among all property owners.

Visit [Texas.gov/PropertyTaxes](https://www.texas.gov/PropertyTaxes) to find a link to your local property tax database on which you can easily access information regarding your property taxes, including information about proposed tax rates and scheduled public hearings of each entity that taxes your property.

FOR the proposal: King, Hill, Kelleher, Team, Motheral  
 AGAINST the proposal: None  
 PRESENT and not voting: None  
 ABSENT: None

The following table compares taxes on an average residence homestead in this taxing unit last year to taxes proposed on the average residence homestead this year.

	Last Year	This Year
Actual tax rate (per \$100 of value)	<u>0.0269</u> /\$100 Adopted	<u>0.0267</u> /\$100 Proposed
Difference in rates per \$100 of value	<u>\$ -0.0002</u> /\$100	
Percentage increase/decrease in rates(+/-)	<u>-0.74</u> %	
Average appraised residence homestead value	<u>\$ 238,564</u>	<u>\$ 275,012</u>
General homestead exemptions available (excluding 65 years of age or older or disabled person's exemptions)	<u>\$ 0</u>	<u>\$ 0</u>
Average residence homestead taxable value	<u>\$ 238,564</u>	<u>\$ 275,012</u>
Tax on average residence homestead	<u>\$ 64.17</u>	<u>\$ 73.43</u>
Annual increase/decrease in taxes if proposed tax rate is adopted (+/-) and percentage of increase (+/-)	<u>9.26</u> <u>14.43</u> %	

### NOTICE OF TAXPAYERS' RIGHT TO ELECTION TO REDUCE TAX RATE

If the district adopts a combined debt service, operation and maintenance, and contract tax rate that would result in the taxes on the average residence homestead increasing by more than eight percent, the qualified voters of the district by petition may require that an election be held to determine whether to reduce the operation and maintenance tax rate to the voter-approval tax rate under Section 49.23603, Water Code.

The 86th Texas Legislature modified the manner in which the voter-approval tax rate is calculated to limit the rate of growth of property taxes in the state.

**UPPER ROOM**  
DALLAS, TEXAS  
The world of food is being and will be...  
11000 West Loop South, Suite 100  
Dallas, TX 75241  
Tel: 214-343-7878  
www.upperroom.com

**FAMILY COURTS**  
CONTINUED FROM PAGE 2

231-71923-23 MARICELA SANTILLAN VS ERICAN SANDOVAL Date Filed: 08-29-2023 Cause Of Action: DIVORCE WITH CHILDREN Attorney Name(s): PPO TE 231-719

231-71924-23 MALINDA HENDERSON VS JERRY JERRY SERRA Date Filed: 08-29-2023 Cause Of Action: DIVORCE Attorney Name(s): PPO Jerr 231-719

231-71925-23 STEPHANIE APRESCHI-KONN VS TAYLOR LEE EDWARD BRITMAN Date Filed: 08-29-2023 Cause Of Action: DIVORCE WITH CHILDREN Attorney Name(s): J Turner-Thomson 231-719

231-71926-23 ASHLEY PALCHER VS ERIC FLORES Date Filed: 08-29-2023 Cause Of Action: DIVORCE Attorney Name(s): PPO SS 231-719

231-71927-23 LINDA E. EDWARDS BOONCE VS WOLLA JAMES WOOD Date Filed: 08-29-2023 Cause Of Action: FF (GAS) Attorney Name(s): Jack Trewering 231-719

231-71928-23 STEVEN MERRIN REICHENBERG VS MARGARENE ARTEL REICHENBERG Date Filed: 08-29-2023 Cause Of Action: DIVORCE WITH CHILDREN Attorney Name(s): PPO SS 231-719

231-71929-23 LITANIEL SANABOQUIN VS JULIEN MOURGUELIN Date Filed: 08-29-2023 Cause Of Action: DIVORCE Attorney Name(s): K. Olson 231-719

231-71930-23 INEE ANAYAR MAJIED EBELI ETAL VS Date Filed: 08-29-2023 Cause Of Action: ESTABLISHMENT OF A Trust Attorney Name(s): Holly Hager 231-719

231-71931-23 MARIA ANTONI INEADA VS NIRE SAHIB PARADA Date Filed: 08-29-2023 Cause Of Action: DIVORCE WITH CHILDREN Attorney Name(s): Elizabeth Bhatti 231-719

231-71932-23 NADEEN PARAA VS JERRY PARAA Date Filed: 08-29-2023 Cause Of Action: DIVORCE WITH CHILDREN Attorney Name(s): CHAN N Cho 231-719

231-71933-23 INEE LOLA MAE FRONZELIGER VS TOM FLORIN Date Filed: 08-29-2023 Cause Of Action: ESTABLISHMENT OF A Trust Attorney Name(s): Kimberly Grady Kruger 231-719

231-71934-23 MICHAEL ROSEBN KOJA (AKA) CHRISTINA MARIE BELL-HEGAN Date Filed: 08-29-2023 Cause Of Action: DIVORCE Attorney Name(s): Megan H McInnis 231-719

231-71935-23 SARAHANNA LEE CAPRONI VS LARRY ANTHONY CAPRONI Date Filed: 08-29-2023 Cause Of Action: DIVORCE Attorney Name(s): PPO SS 231-719

231-71936-23 JESSICA MARY WIMBUSH VS JEFFREY W. WELLS ANGELA WISSO Date Filed: 08-29-2023 Cause Of Action: DIVORCE Attorney Name(s): PPO SS 231-719

231-71937-23 BARBARA KIMMIST VS LITA ANAYAR Date Filed: 08-29-2023 Cause Of Action: DIVORCE WITH CHILDREN Attorney Name(s): David Piko 231-719

231-71938-23 NATALIE SILBA COLON VS WILSON WILLIAMSON COLON Date Filed: 08-30-2023 Cause Of Action: DIVORCE WITH CHILDREN Attorney Name(s): PPO SS 231-719

231-71939-23 ANASTAS SPUREGON VS ROBERT SPUREGON Date Filed: 08-29-2023 Cause Of Action: DIVORCE WITH CHILDREN Attorney Name(s): PPO SS 231-719

231-71940-23 CHRISTINA MARIE VALLEY VS ALBERTO ANILA Date Filed: 08-29-2023 Cause Of Action: DIVORCE Attorney Name(s): 231-719

231-71941-23 KENDALL DANIELA CLOVER VS MASON LONNELL CLOVER Date Filed: 08-30-2023 Cause Of Action: DIVORCE Attorney Name(s): PPO SS 231-719

231-71942-23 INEE JULIAN LEBETH LOPEZ VS FERMINES Date Filed: 08-30-2023 Cause Of Action: DIVORCE WITH CHILDREN Attorney Name(s): PPO SS 231-719

231-71943-23 INEE ALONSO RUIZ Date Filed: 08-30-2023 Cause Of Action: NINE CHANGE Attorney Name(s): PPO SS 231-719

231-71944-23 INEE CAROLAE JARRONCE VS Date Filed: 08-30-2023 Cause Of Action: ESTABLISHMENT OF A Trust Attorney Name(s): Holly Hager 231-719

231-71945-23 DIAGO ARDILLARHON VS JEFFREY SARIBAGHARDIAN Date Filed: 08-30-2023 Cause Of Action: DIVORCE Attorney Name(s): PPO SS 231-719

## Water District

### Notice of Public Hearing on Tax Rate

Please be advised that a quorum of the Board of Directors of Tarrant Regional Water District (TRWD) will convene on the below date and time for the purpose of conducting a Public Hearing on the TRWD tax rate. Please be further advised that some members of the Board of TRWD may participate remotely by videoconference.

The link to view and listen to the meeting via internet is

<https://www.trwd.com/board/videos/>

Citizens may present public comment at this time, limited to three (3) minutes per speaker, unless the speaker addresses the Board through a translator, in which case the limit is six (6) minutes. If citizens wish to address the Board in person, each proposed speaker must have completed and submitted a speaker card prior to the commencement of the meeting. If citizens wish to address the Board virtually, each proposed speaker must have contacted Mr. Chad Lorance of TRWD, by telephone at (817) 720-4367 or by email at chad.lorance@trwd.com, by no later than 3:00 p.m. on Friday, September 8, 2023. In such event, each such member of the public will be provided a dial-in number to address the Board. By law, the Board may not deliberate, debate or take any action on public comment but may place the item on a future agenda.

The Tarrant Regional Water District will hold a public hearing on a proposed tax rate for the tax year 2023 on September 13, 2023 3:30 p.m. at 800 East Northside Drive Fort Worth, Texas 76102. Your individual taxes may increase at a greater or lesser rate, or even decrease, depending on the tax rate that is adopted and on the change in the taxable value of your property in relation to the change in taxable value of all other property. The change in the taxable value of your property in relation to the change in the taxable value of all other property determines the distribution of the tax burden among all property owners.

Visit [Texas.gov/PropertyTaxes](http://Texas.gov/PropertyTaxes) to find a link to your local property tax database on which you can easily access information regarding your property taxes, including information about proposed tax rates and scheduled public hearings of each entity that taxes your property.

FOR the proposal: King, Hill, Kelleher, Team, Motheral  
 AGAINST the proposal: None  
 PRESENT and not voting: None  
 ABSENT: None

The following table compares taxes on an average residence homestead in this taxing unit last year to taxes proposed on the average residence homestead this year.

	Last Year Adopted	This Year Proposed
Total tax rate (per \$100 of value)	0.0269 /\$100	0.0267 /\$100
Difference in rates per \$100 of value	\$ -0.0002	-\$100
Percentage increase/decrease in rates (+/-)		-0.74 %
Average appraised residence homestead value	\$ 238,564	\$ 275,012
General homestead exemptions available (excluding 65 years of age or older or disabled person's exemptions)	\$ 0	\$ 0
Average residence homestead taxable value	\$ 238,564	\$ 275,012
Tax on average residence homestead	\$ 64.17	\$ 73.43
Annual increase/decrease in taxes if proposed tax rate is adopted (+/-) and percentage of increase (+/-)	\$ 9.26	14.43 %

#### NOTICE OF TAXPAYERS' RIGHT TO ELECTION TO REDUCE TAX RATE

If the district adopts a combined debt service, operation and maintenance, and contract tax rate that would result in the taxes on the average residence homestead increasing by more than eight percent, the qualified voters of the district by petition may require that an election be held to determine whether to reduce the operation and maintenance tax rate to the voter-approval tax rate under Section 49.25803, Water Code.

The 86th Texas Legislature modified the manner in which the voter-approval tax rate is calculated to limit the rate of growth of property taxes in the state.



WHO WE ARE WHAT WE DO BE ACTIVE WORK WITH US GET INVOLVED NEWS



Leah M. King  
**President**

Contact



James Hill  
**Vice President**

Contact



Mary Kelleher  
**Secretary**

Contact

817-720-4280



C.B. Team  
**Board Member**

Contact



Paxton Motheral  
**Board Member**

Contact

## Board Members

There is a public tax hearing scheduled for **September 13 at 3:30 PM**  
*Notice of Public Hearing on Tax Rate*

The next board meeting is scheduled for **September 19 at 9:00 AM**

**BOARD RESOURCES**

**TAX RATE INFORMATION**

# 6

## Consider Approval of Fiscal Year 2024 Special Projects/Contingency Fund Budget

*Sandy Newby, Chief Financial Officer*



# 7

## Consider Approval of Fiscal Year 2024 Revenue Fund Budget

*Sandy Newby, Chief Financial Officer*



# 8

## Consider Approval of Consent Agenda



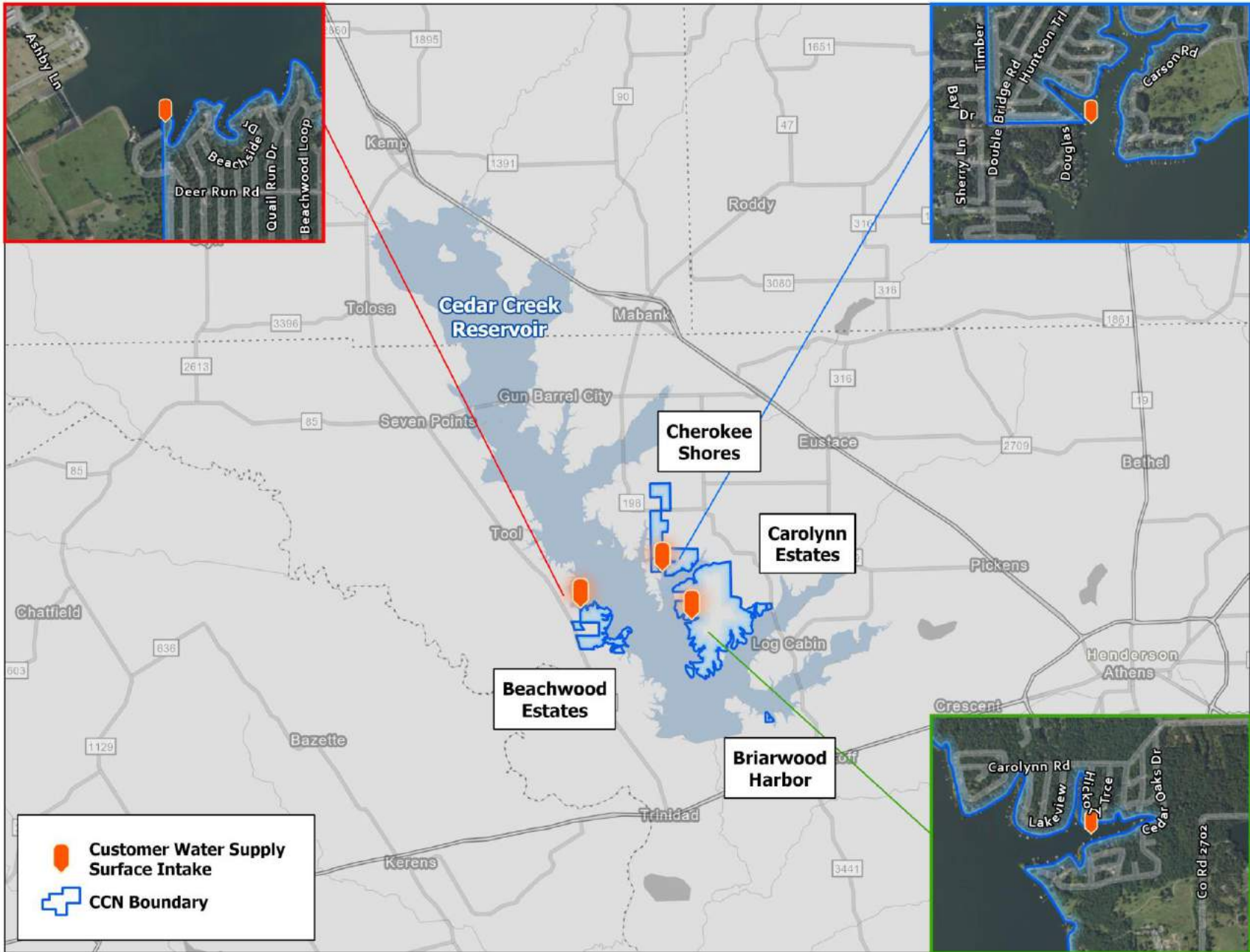
- **Consider Approval of Capital Expenditures**
- **Consider Approval of Joint-Funding Agreement with U.S. Geological Survey for Gage Network Support Services**
- **Consider Approval of Five-Year Service Agreement with Canon Solutions America, Inc. for Multi-Function Center Devices**
- **Consider Approval of Resolution Authorizing Tarrant Regional Water District's Bank Representatives for JPMorgan Chase Bank N.A.**
- **Consider Approval of Resolution Authorizing Tarrant Regional Water District's Bank Representatives for PlainsCapital Bank**



# 9

## Consider Approval of Raw Water Contract Renewal with Texas Water Utilities, L.P.

Nicole Rutigliano, *Water Supply Manager*





# 10

Consider Approval of Contract with Eurofins Laboratories for Environmental Lab Services for Routine Water Quality Monitoring Program

Darrel Andrews, *Environmental Director*



# 11

## Consider Approval of Contract with Shermco Industries, Inc. for Substation Maintenance

Darrell Beason, *Chief Operations Officer*

# RC3 SUBSTATION



# JB3 SUBSTATION



# CC3 SUBSTATION



# 12

Consider Approval of Change Order with BAR Constructors, Inc. for the Kennedale Balancing Reservoir Yard Piping, Inlet and Outlet Modification Project

Jason Gehrig, *Infrastructure Engineering Director*

# Kennedale Balancing Reservoir Yard Piping, Inlet and Outlet Modifications Construction Change Order 8

WATER SUPPLY · FLOOD PROTECTION · RECREATION

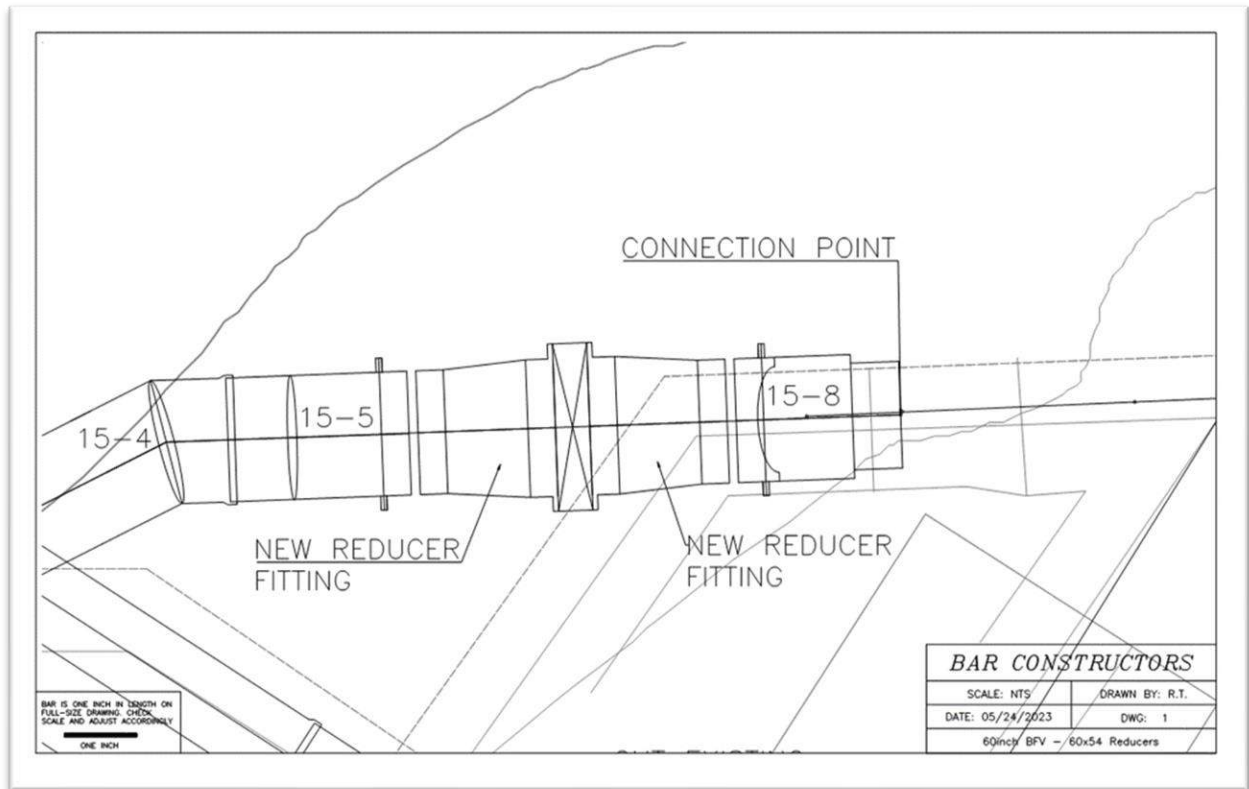


# Kennedale Balancing Reservoir Yard Piping, Inlet and Outlet Modifications Construction Change Order 8





# Kennedale Balancing Reservoir Yard Piping, Inlet and Outlet Modifications Construction Change Order 8

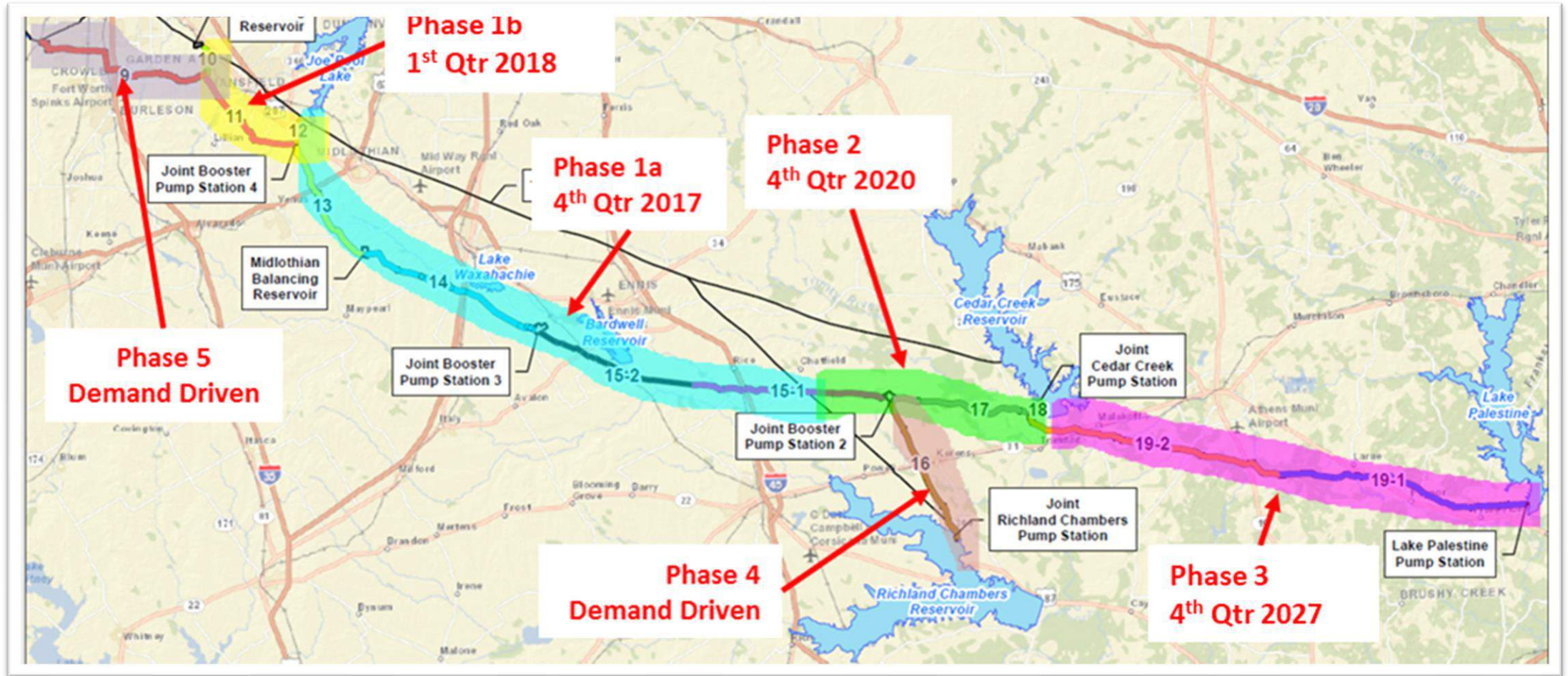


# 13

Consider Approval of Credit Change Order with Traylor Sundt Joint Venture for Hollywood Lake Tunnel Project of the Integrated Pipeline Project

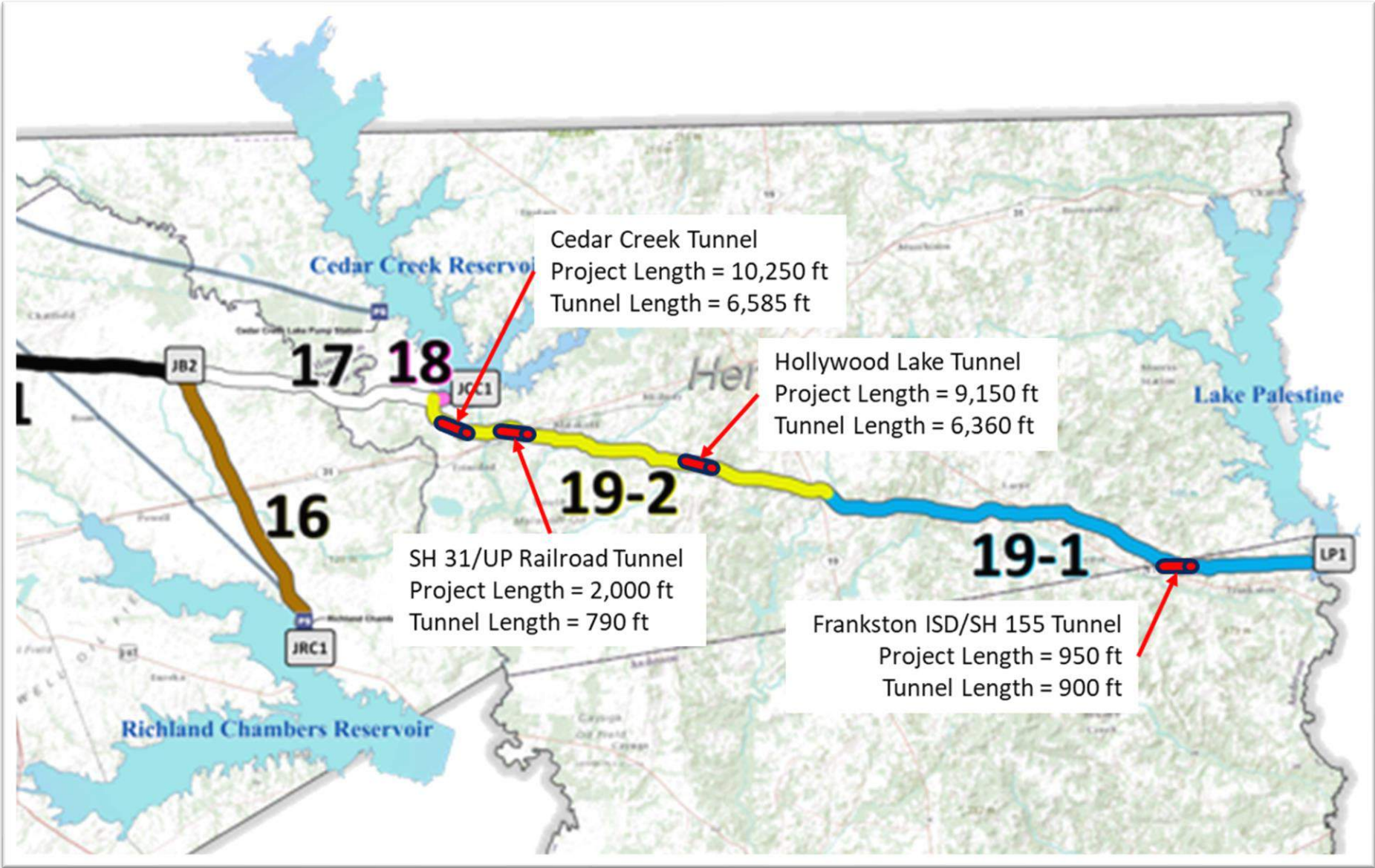
*Ed Weaver, IPL Program Manager*

# Integrated Pipeline Layout and Phases



# Integrated Pipeline Long Tunnels Project

WATER SUPPLY · FLOOD PROTECTION · RECREATION



# Integrated Pipeline Phase 3 Section 19

## Texas Department of Transportation Tunnels Project





### PLTXDOT Project Summary

- 10 Tunnels Total in Sections 19-1 and 19-2
- Total Project Length = 5,412'
- Total Tunnel Length and Shaft Diameter = 2,175'
- Carrier Pipe Diameter = 84"
- Carrier Pipe Length = 1,989'

### Individual Tunnel Summary

Section 19-2	Section 19-1
Crossroads = 90'	FM2588 = 154'
FM2636 = 99'	US175 = 682'
FM753 = 230'	FM1315 = 176'
FM59 = 116'	FM1305 = 187'
SH19 = 150"	
FM1615 = 105'	

# Phase 3 Integrated Pipeline: PL19 Long Tunnels Project Hollywood Lake Tunnel



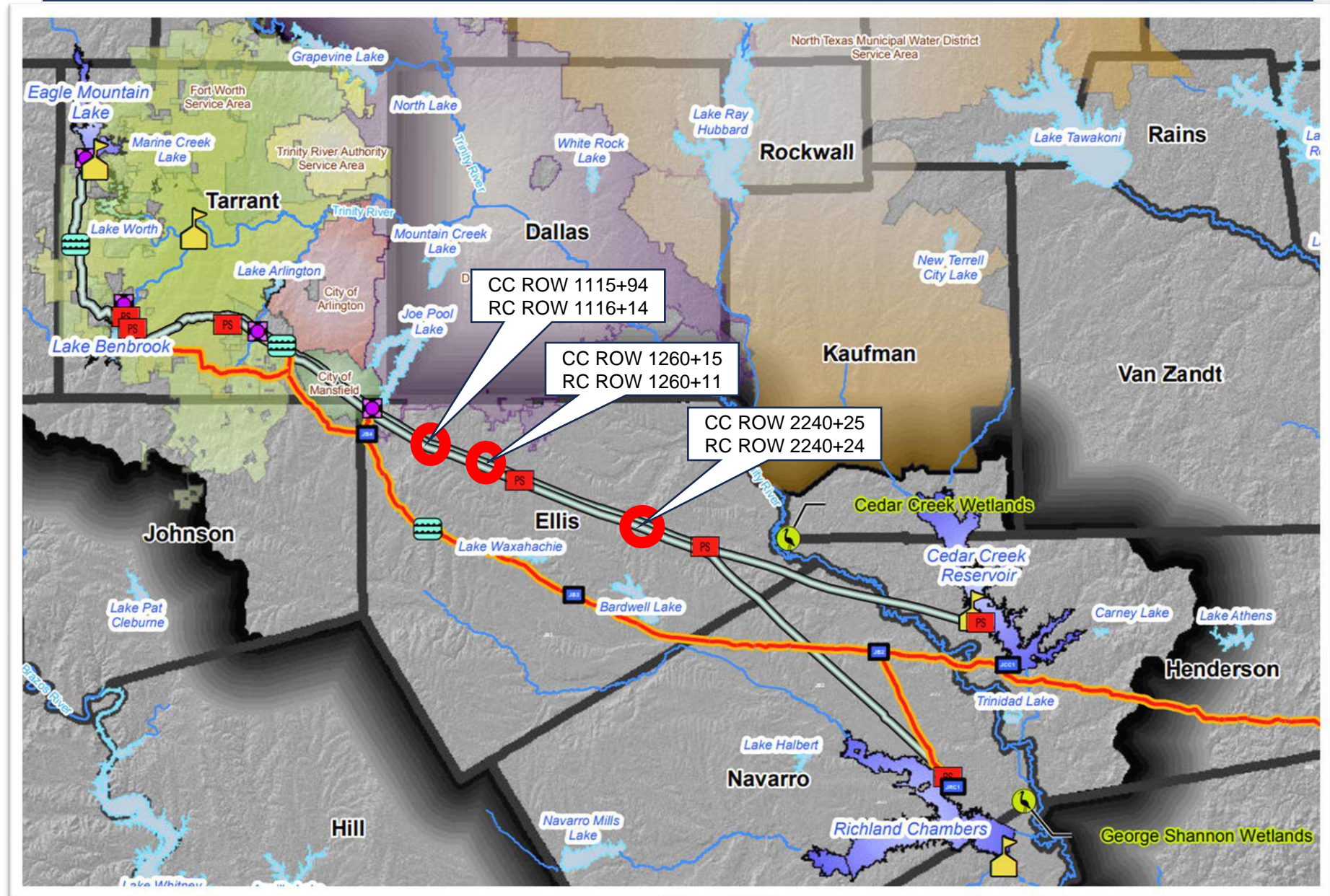
1. Pasture/Hay Meadow cut off by tunnel portal
2. Proposed type of access across pipeline and tunnel right-of-way
3. Typical well-point pump and discharge to be relocated
4. Stored FM2588 tunnel and opencut pipe

# 14

Consider Approval to Purchase Six Val-Matic Combination Air Release/ Vacuum Valves with Anti-Slam Devices from Val-Matic Valve and Manufacturing Corporation


Darrell Beason, *Chief Operations Officer*

# Combination Air Release/Vacuum Valves





# Existing Combination Air Release/Vacuum Valve



# Combination Air Release/Vacuum Valve



# 15

Consider Approval of Certificate of Inclusion to Candidate Conservation Agreement with Assurances for the Trinity River Basin

Darrel Andrews, *Environmental Director*

# Six Covered Species



Texas Heelsplitter



Trinity Pigtoe



Texas Fawnsfoot



Louisiana Pigtoe



Western Chicken Turtle



Alligator Snapping Turtle



# 16

## Consider Approval of Memorandum of Understanding with City of Fort Worth for Waterwheel Operation and Maintenance

Darrel Andrews, *Environmental Director*

# Trinity River Waterwheel



# Waterwheel Location – Clear Fork Trinity River

## Waterwheel Locations

- 1 Purcey Street Outfall
- 2 Henderson Street Bridge



# Staff Update

---

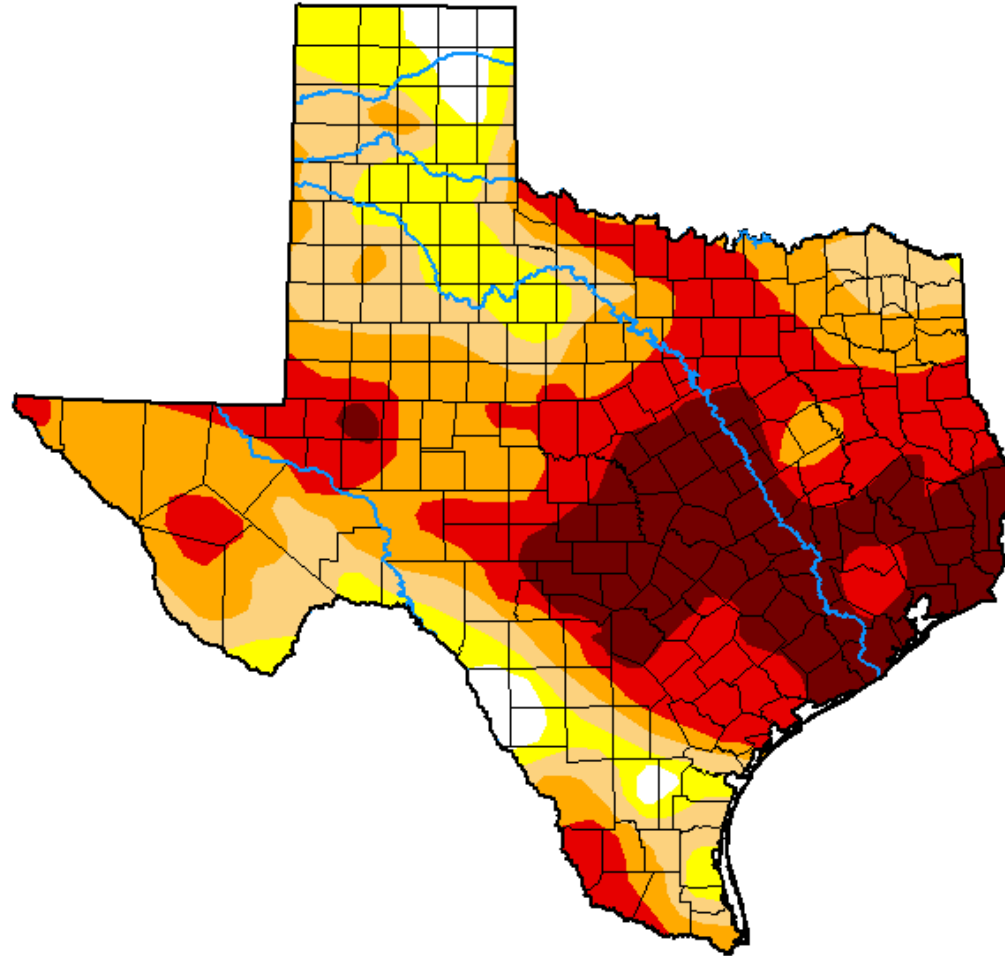
## Water Resources Update

*Rachel Ickert, Chief Water Resources Officer*



# U.S. Drought Monitor Texas

**September 12, 2023**  
(Released Thursday, Sep. 14, 2023)  
Valid 8 a.m. EDT



*Drought Conditions (Percent Area)*

	None	D0-D4	D1-D4	D2-D4	D3-D4	D4
<b>Current</b>	3.04	96.96	85.67	68.27	43.59	18.56
<b>Last Week</b> <i>09-05-2023</i>	1.61	98.39	85.68	66.45	40.53	14.76
<b>3 Months Ago</b> <i>06-13-2023</i>	43.77	56.23	22.80	6.88	1.37	0.29
<b>Start of Calendar Year</b> <i>01-03-2023</i>	28.84	71.16	49.90	26.60	7.41	1.60
<b>Start of Water Year</b> <i>09-27-2022</i>	14.96	85.04	61.36	31.61	8.82	1.06
<b>One Year Ago</b> <i>09-13-2022</i>	21.62	78.38	59.40	31.92	8.34	0.62

Intensity:

- None
- D2 Severe Drought
- D0 Abnormally Dry
- D3 Extreme Drought
- D1 Moderate Drought
- D4 Exceptional Drought

*The Drought Monitor focuses on broad-scale conditions. Local conditions may vary. For more information on the Drought Monitor, go to <https://droughtmonitor.unl.edu/About.aspx>*

Author:

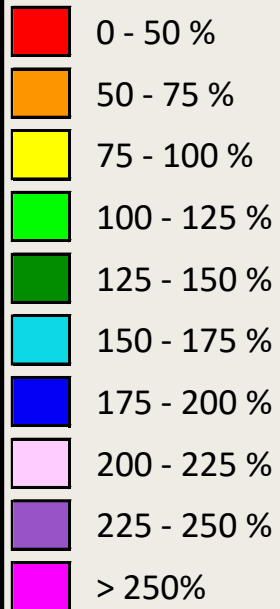
Brad Pugh  
CPC/NOAA



# Percent of Normal Rainfall

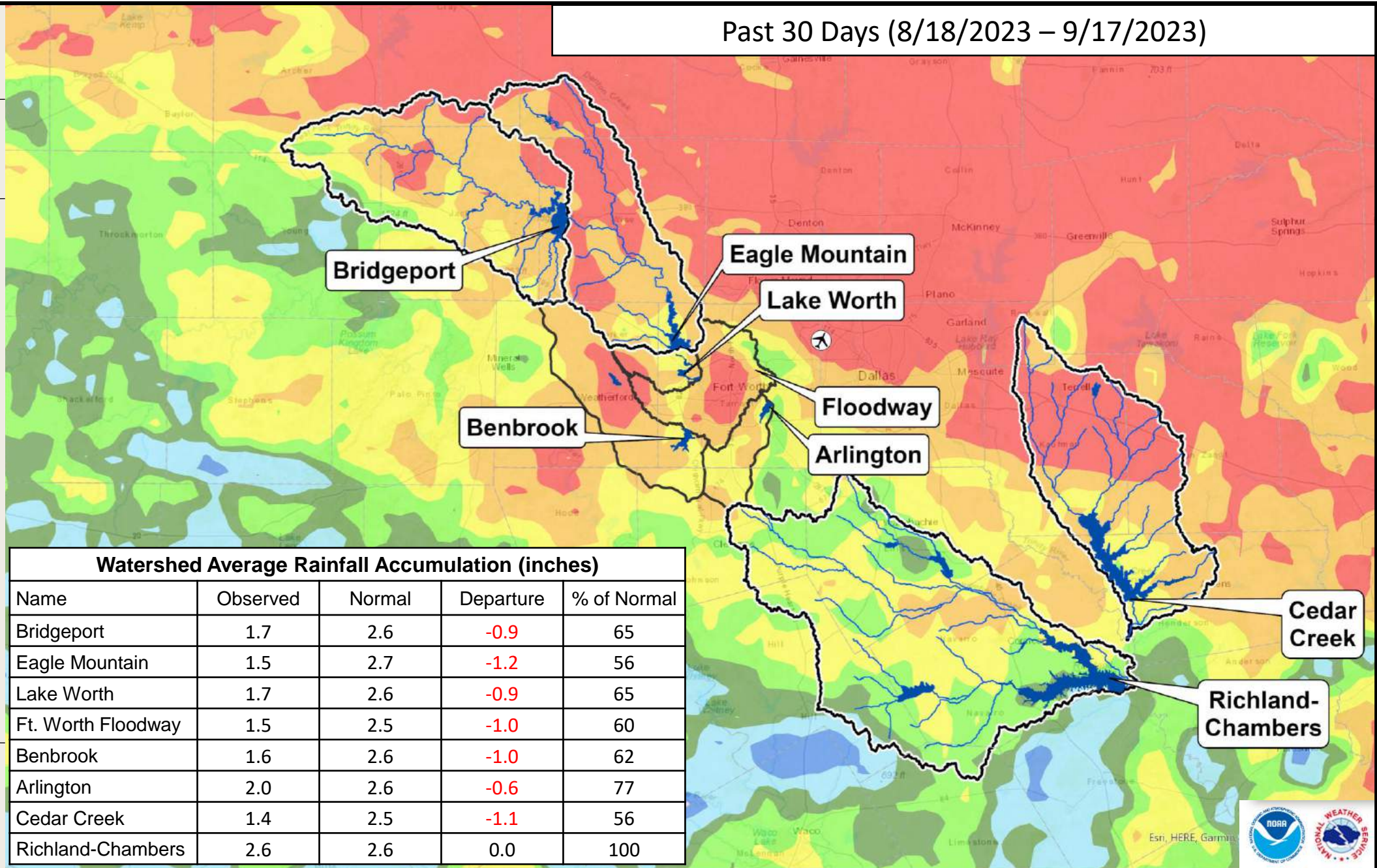


## LEGEND



Precipitation totals are obtained from NOAA's NWS. The totals displayed are estimated by the WGRFC. The data is processed and displayed using ESRI ArcGIS.

Past 30 Days (8/18/2023 – 9/17/2023)




Watershed Average Rainfall Accumulation (inches)				
Name	Observed	Normal	Departure	% of Normal
Bridgeport	1.7	2.6	-0.9	65
Eagle Mountain	1.5	2.7	-1.2	56
Lake Worth	1.7	2.6	-0.9	65
Ft. Worth Floodway	1.5	2.5	-1.0	60
Benbrook	1.6	2.6	-1.0	62
Arlington	2.0	2.6	-0.6	77
Cedar Creek	1.4	2.5	-1.1	56
Richland-Chambers	2.6	2.6	0.0	100



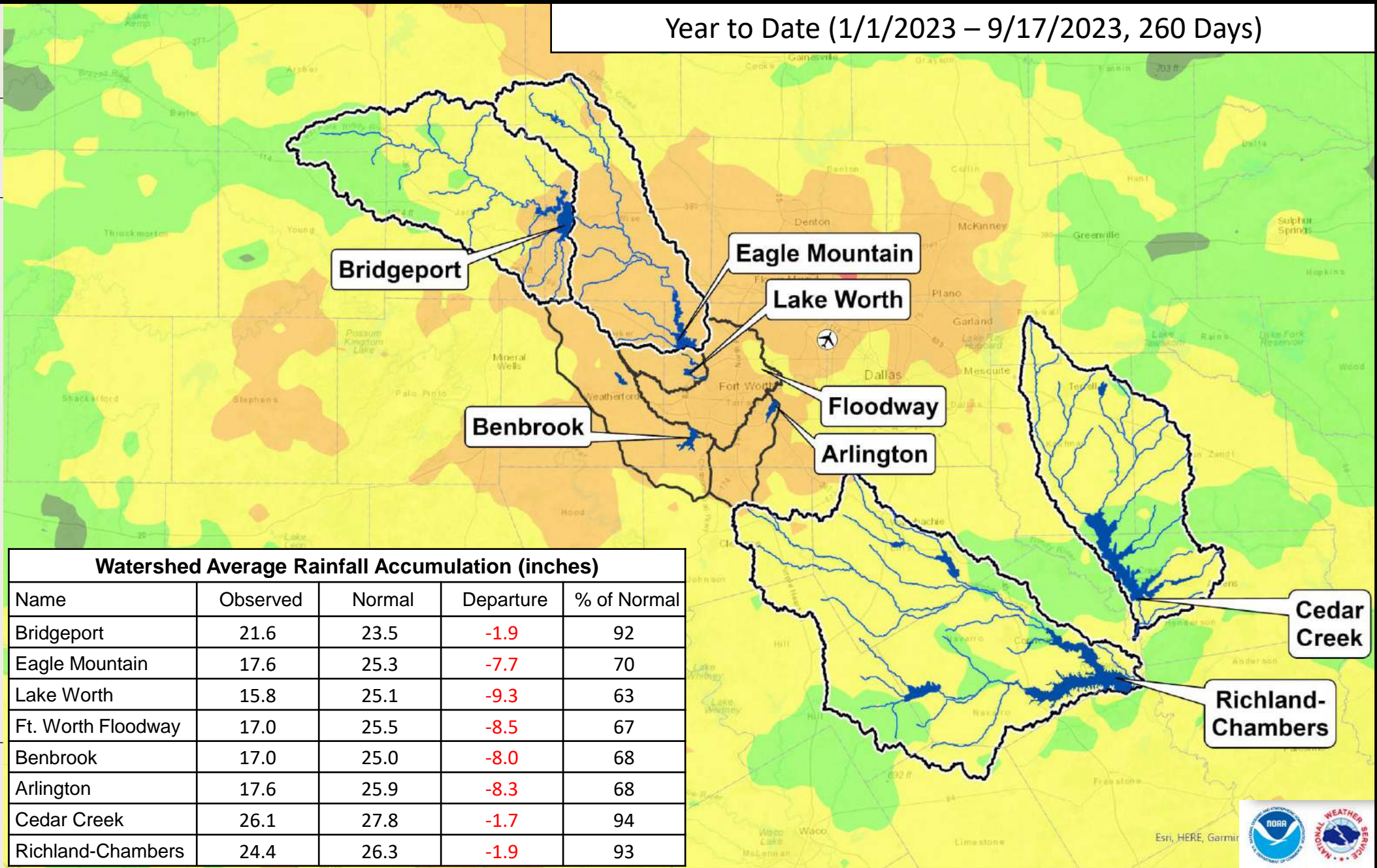
# Percent of Normal Rainfall



## LEGEND



Year to Date (1/1/2023 – 9/17/2023, 260 Days)



Watershed Average Rainfall Accumulation (inches)				
Name	Observed	Normal	Departure	% of Normal
Bridgeport	21.6	23.5	-1.9	92
Eagle Mountain	17.6	25.3	-7.7	70
Lake Worth	15.8	25.1	-9.3	63
Ft. Worth Floodway	17.0	25.5	-8.5	67
Benbrook	17.0	25.0	-8.0	68
Arlington	17.6	25.9	-8.3	68
Cedar Creek	26.1	27.8	-1.7	94
Richland-Chambers	24.4	26.3	-1.9	93

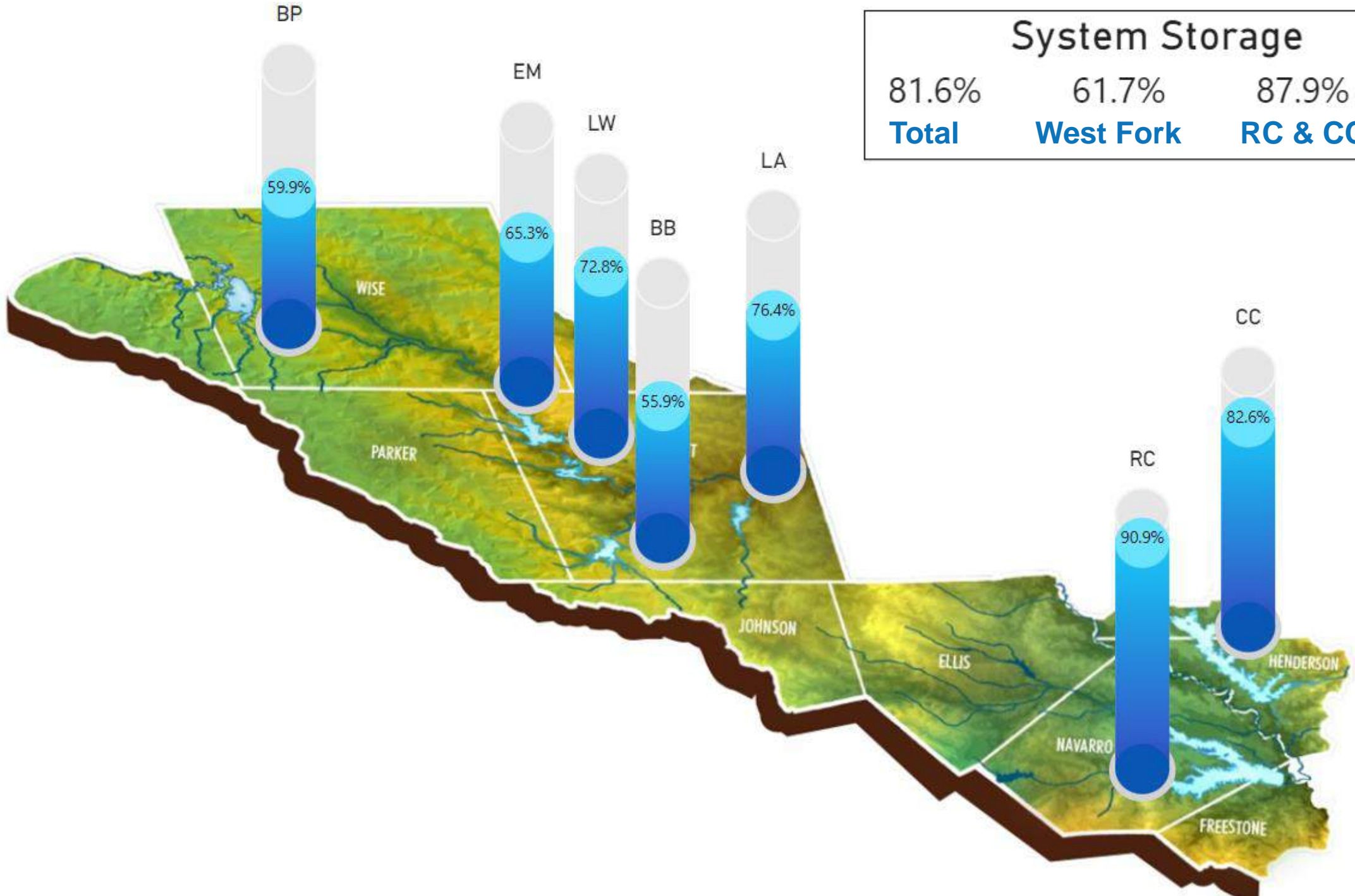
Precipitation totals are obtained from NOAA's NWS. The totals displayed are estimated by the WGRFC. The data is processed and displayed using ESRI ArcGIS.



# Driest Summers at the TRWD Reservoirs

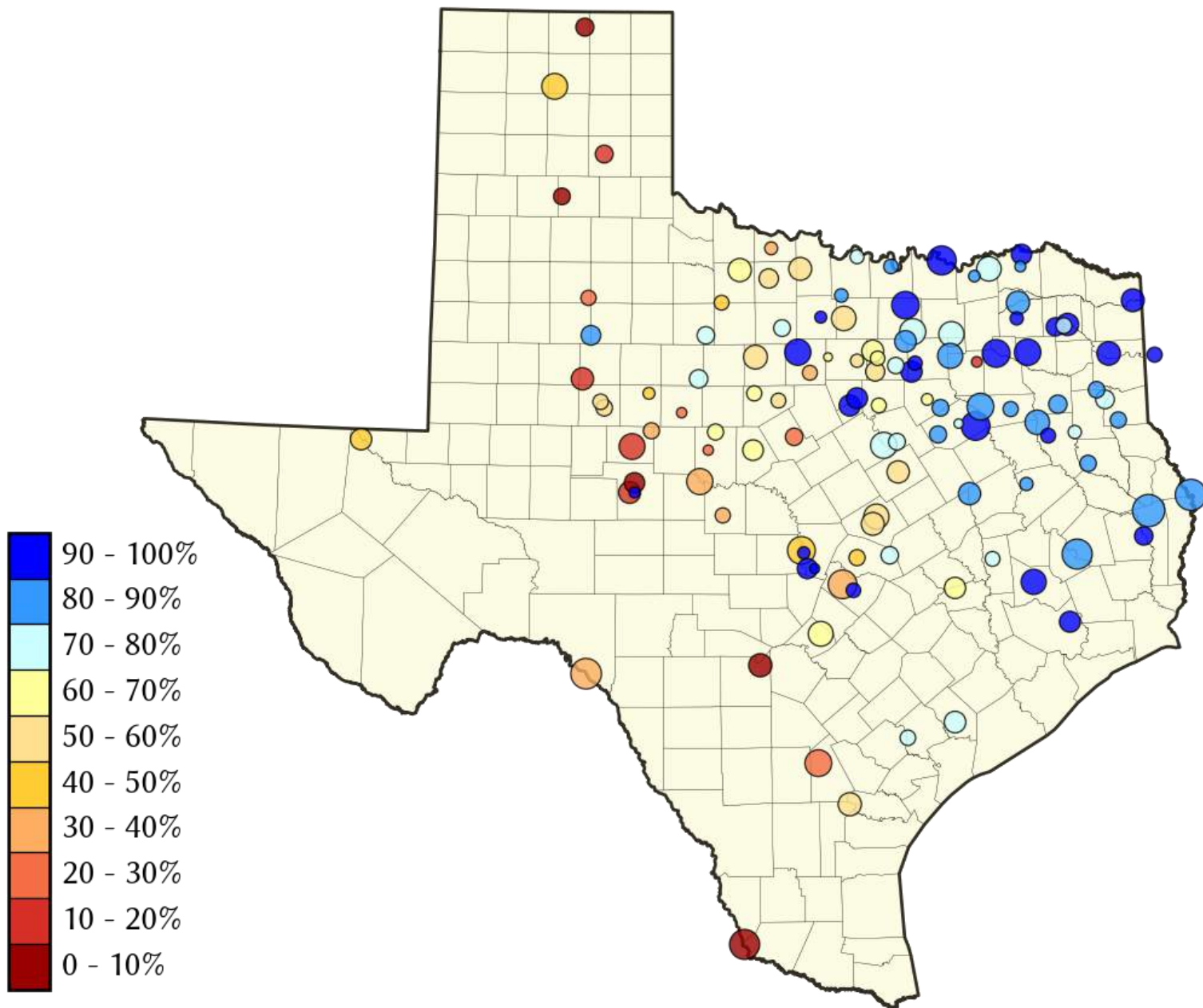
Rank	Bridgeport	Eagle Mountain	Cedar Creek	Richland Chambers
1	<b>2023 - 1.43 in.</b>	1934 - 0.10 in.	2013 - 0.75 in.	1998 - 2.62 in.
2	1980 - 1.45 in.	1980 - 0.54 in.	1969 - 0.89 in.	2006 - 2.85 in.
3	1998 - 1.98 in.	<b>2023 - 0.79 in.</b>	2011 - 1.16 in.	1994 - 4.20 in.
4	1999 - 2.14 in.	1970 - 1.03 in.	1980 - 2.39 in.	2013 - 4.34 in.
5	1981 - 2.82 in.	1936 - 1.17 in.	<b>2023 - 2.63 in.</b>	2015 - 4.36 in.
6	1993 - 2.87 in.	1952 - 1.41 in.	1998 - 2.92 in.	1995 - 4.60 in.
7	2001 - 3.03 in.	1943 - 1.98 in.	1984 - 3.48 in.	1999 - 4.81 in.
8	2011 - 3.12 in.	1999 - 2.54 in.	1982 - 3.54 in.	1993 - 4.84 in.
9	2018 - 3.25 in.	1947 - 2.66 in.	1978 - 3.60 in.	2020 - 4.97 in.
10	2000 - 3.47 in.	2006 - 3.04 in.	2012 - 3.77 in.	<b>2023 - 5.03 in.</b>

\*Rainfall totals recorded at lake gage from June 1 through Aug 31

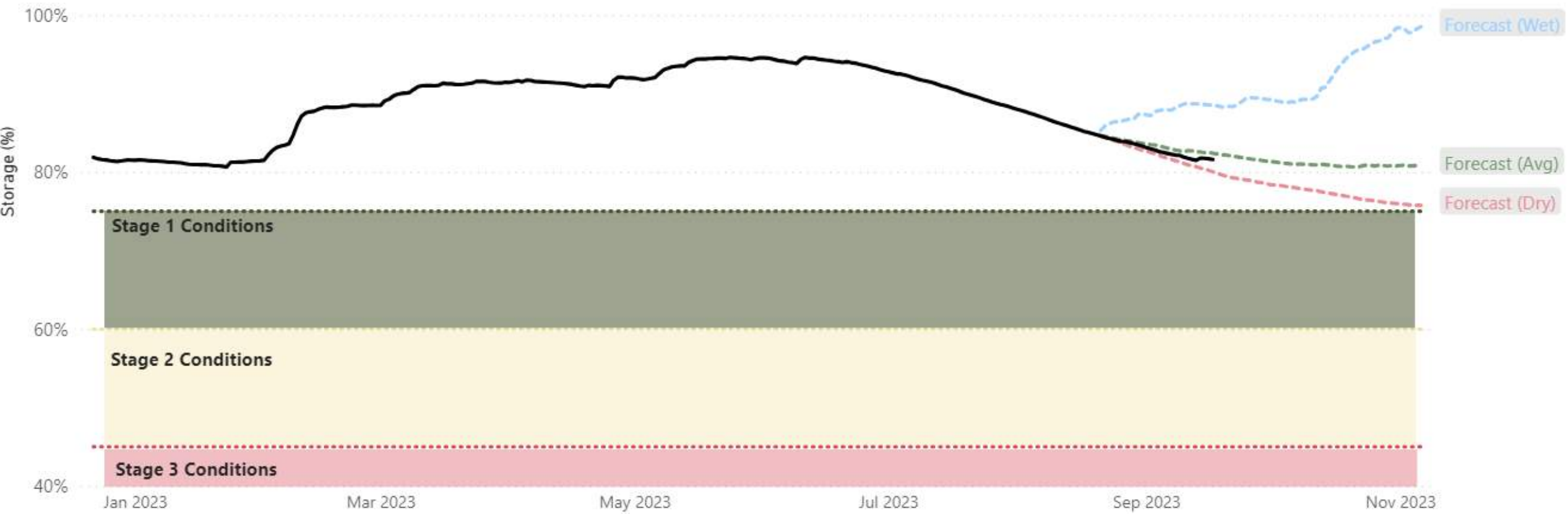


System Storage		
81.6%	61.7%	87.9%
<b>Total</b>	<b>West Fork</b>	<b>RC &amp; CC</b>

# Reservoir Storage Across Texas



# Historic and Projected Total Water Supply Storage



# Staff Update

---

## Fiscal Year 2023 Financial Quarterly Update

*Jennifer Mitchell, Finance Director*



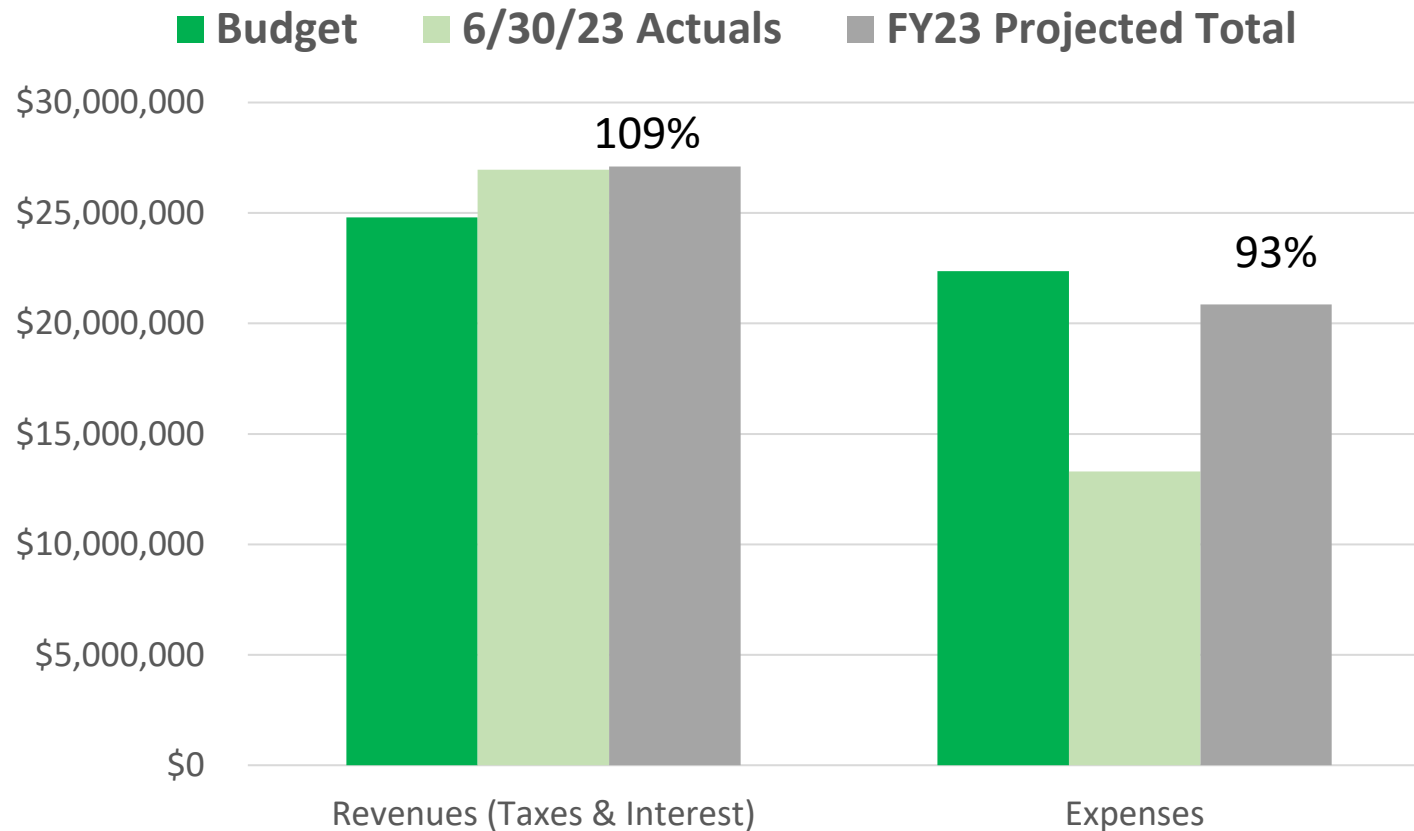
# TRWD Financial Quarterly Update

As of 6/30/2023



# General Fund

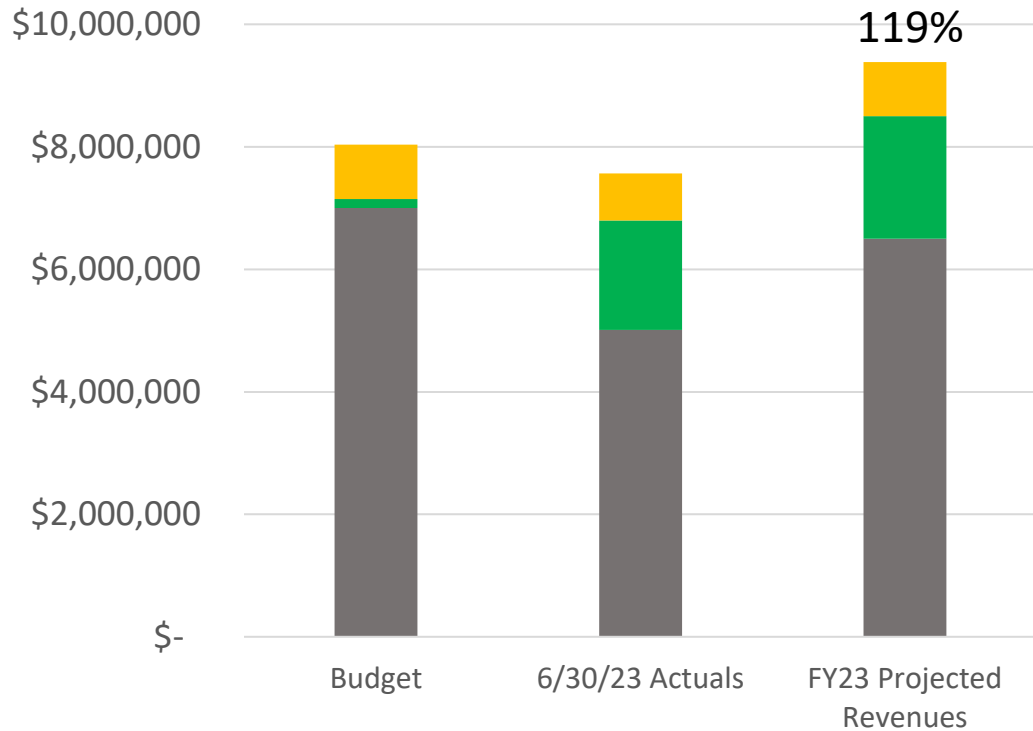
FY23 Quarterly Update as of 6/30/23



# Special Projects/Contingency Fund

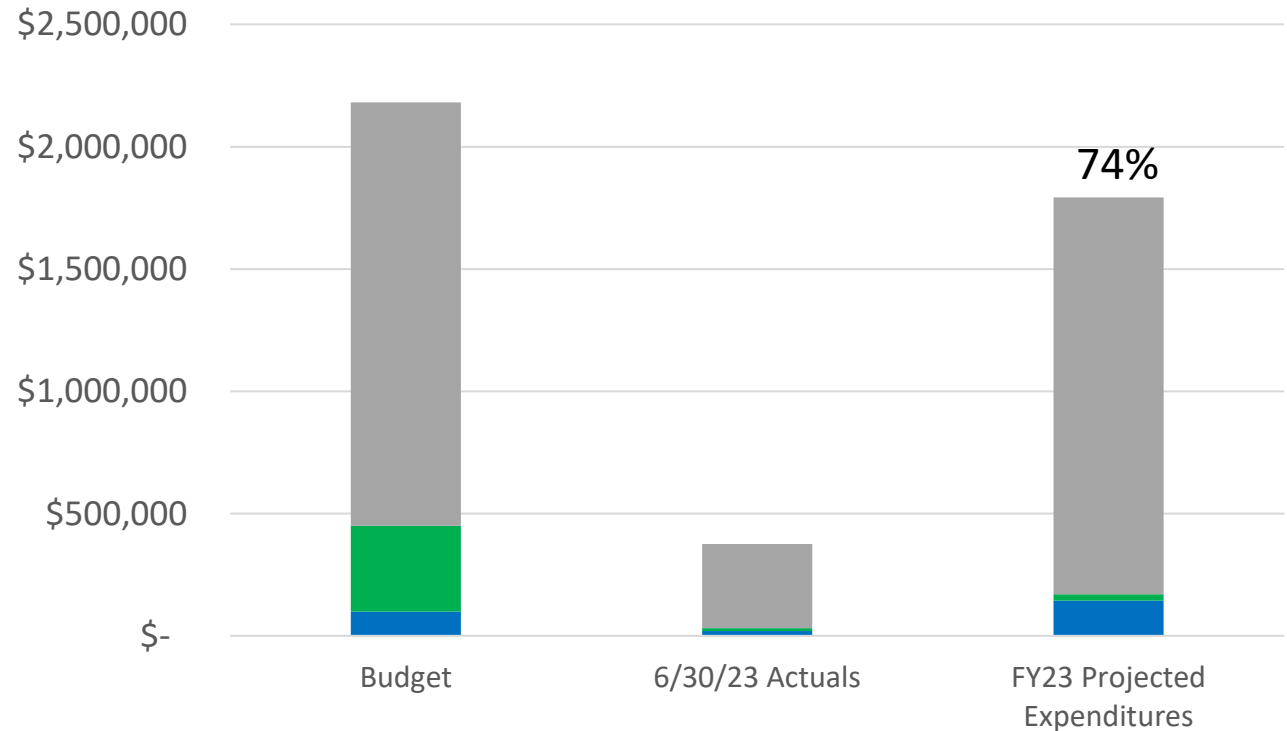
FY23 Quarterly Update as of 6/30/23

## Revenues



■ Oil and Gas Revenues ■ Interest Income ■ Other Income

## Expenditures

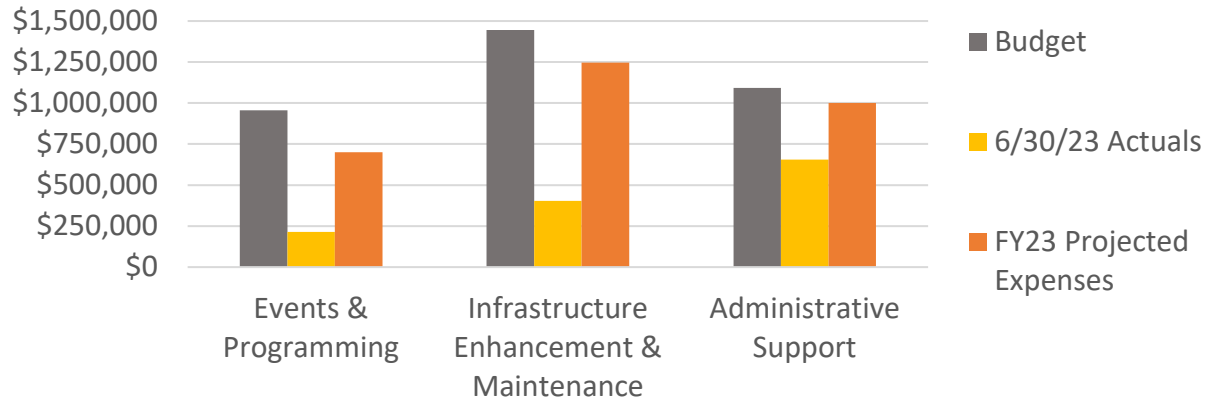


■ Panther Island Land Strategy ■ Canal Expenses  
■ Net Recreation Expenditures

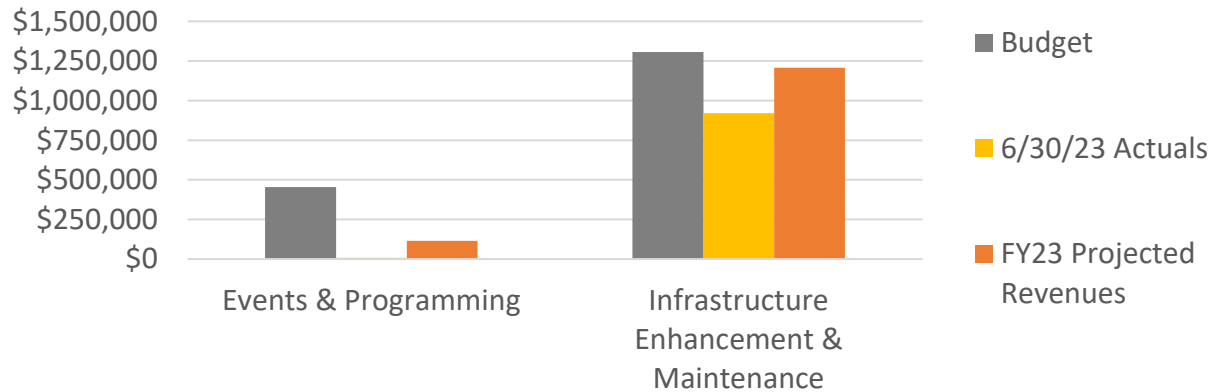
# Recreation

## FY23 Quarterly Update as of 6/30/23

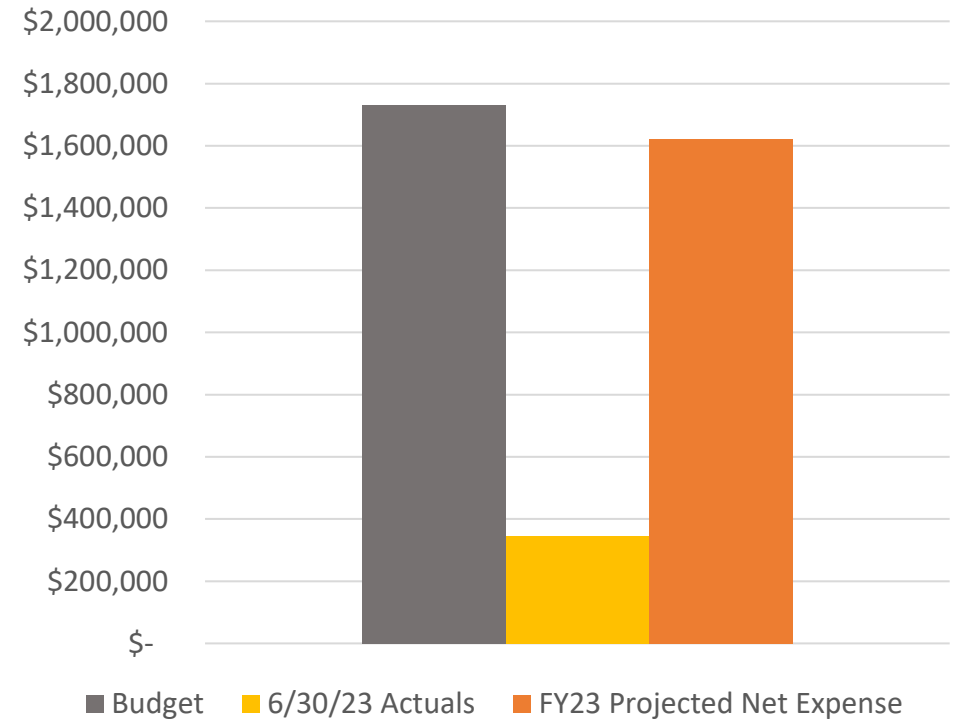
### Recreation Expenses



### Recreation Revenues



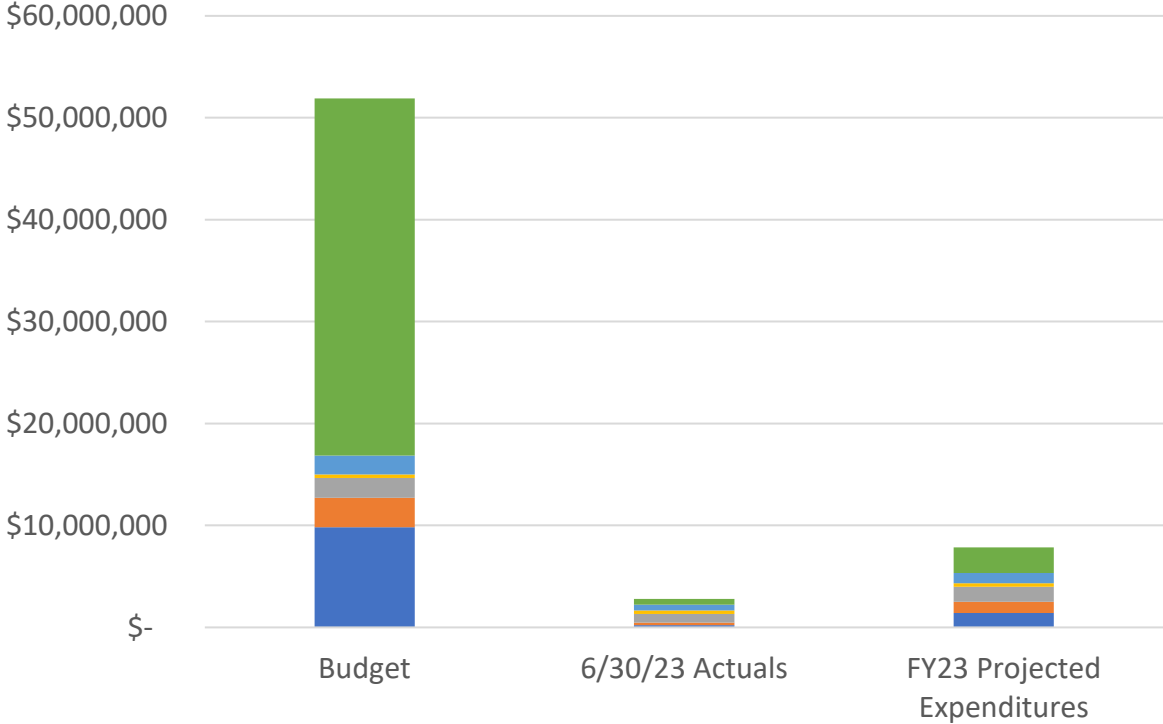
### Net Overall Recreation Program Expense



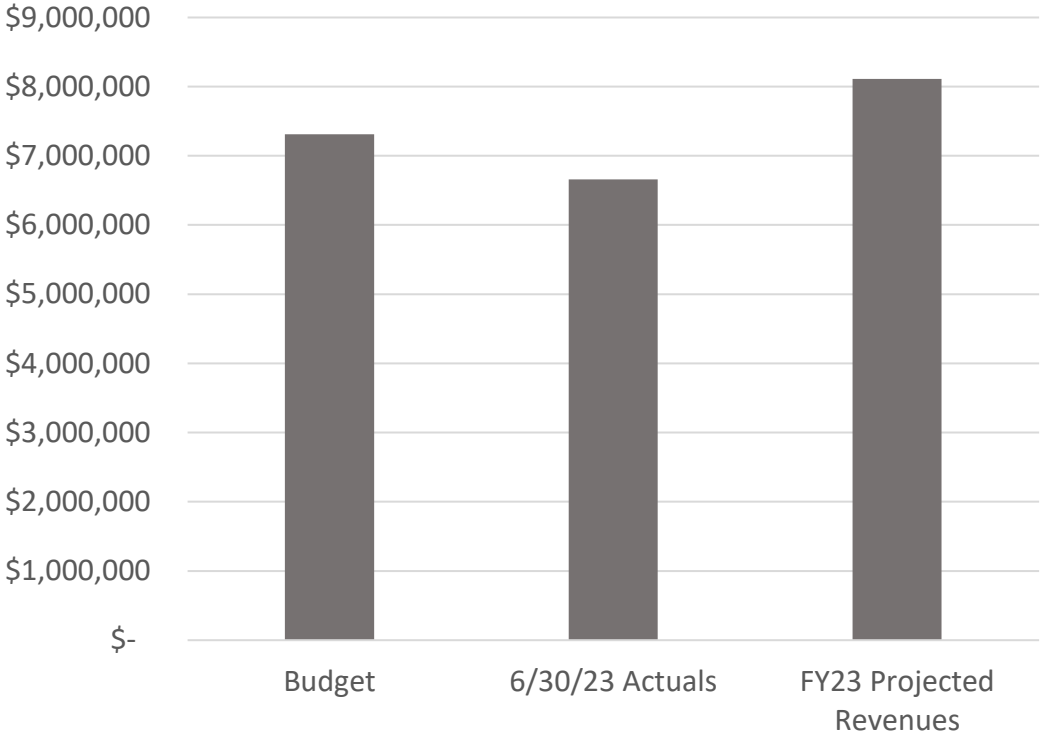
# Central City

## FY23 Quarterly Update as of 6/30/23

### Central City Project Expenses



### TIF Revenues

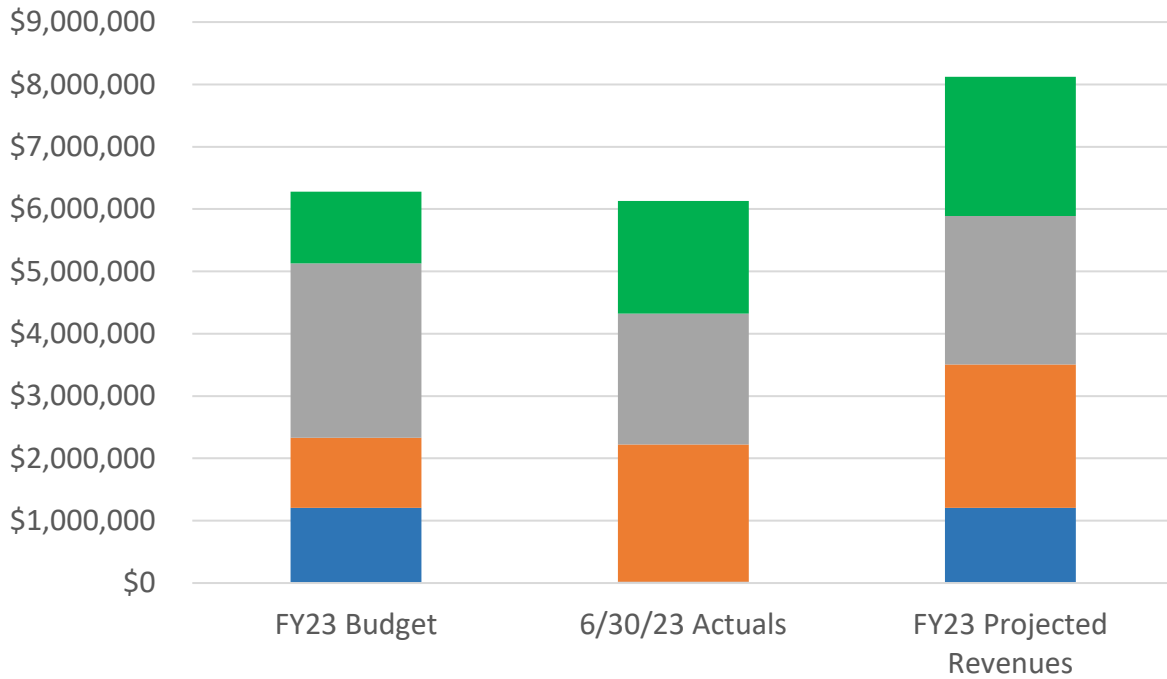


- Land, Relo, Demo, & Environmental
- Bypass Channel Local Share
- Central City Program Coordination
- COG Bridge Loan Repayment
- Cash Match & Bond Costs
- City of FW Reimbursements

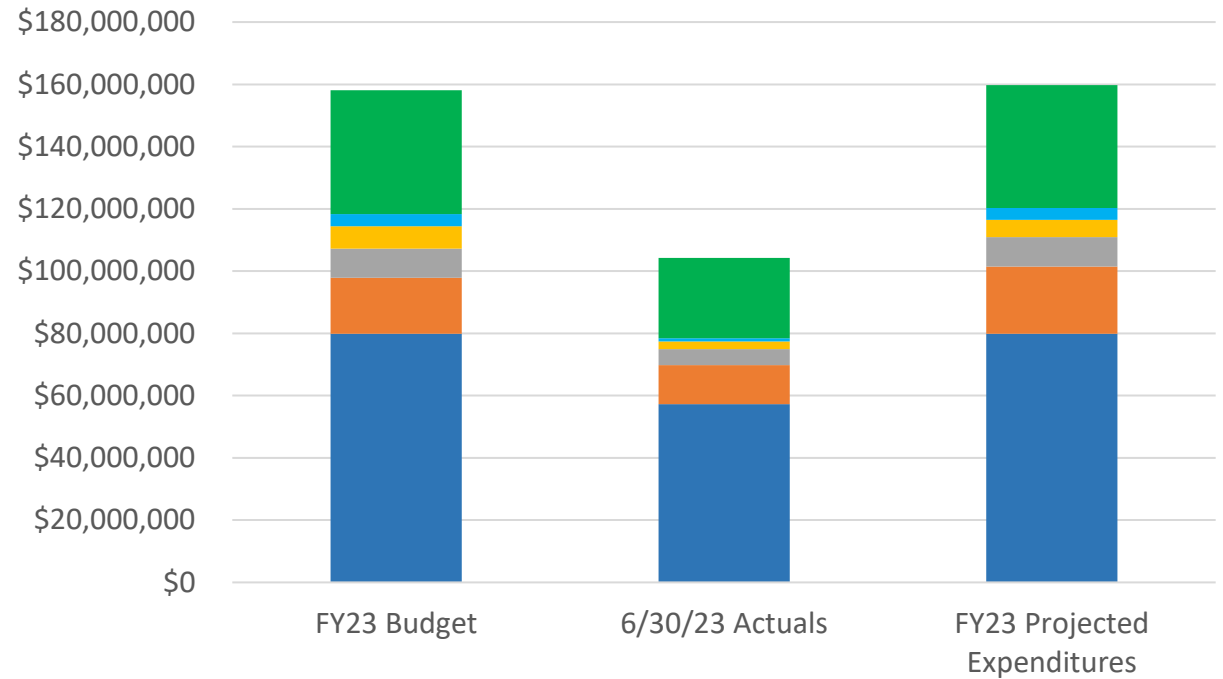
# Revenue Fund

FY23 Quarterly Update as of 6/30/23

### Other Revenues



### Expenditures

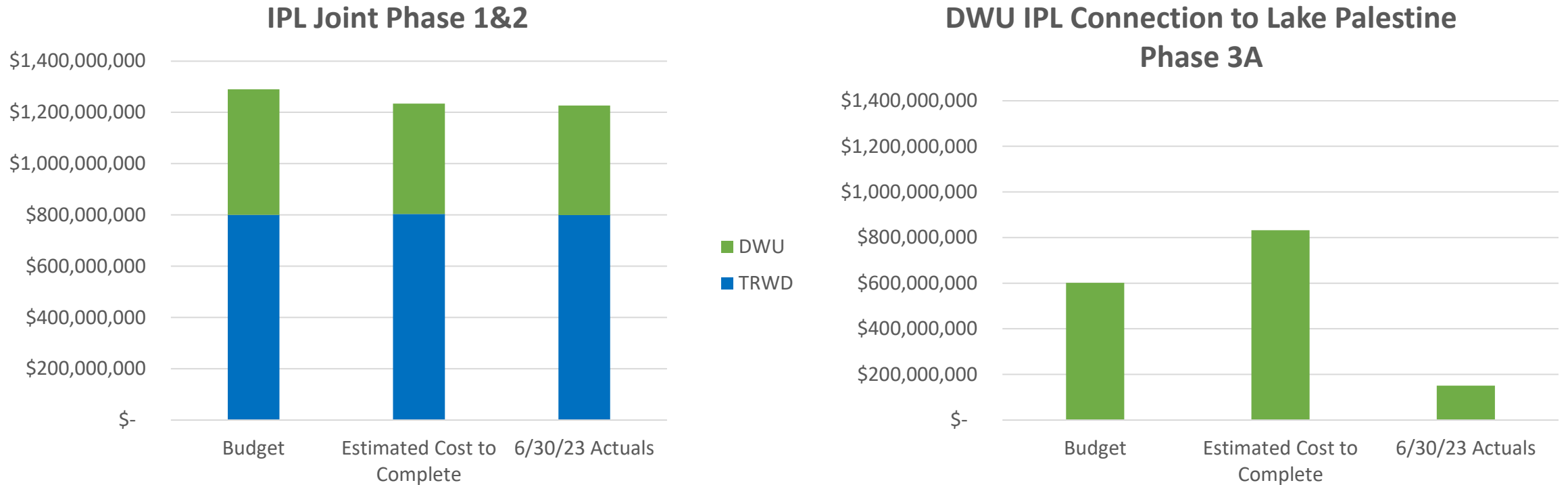


■ Contributions ■ Interest Income ■ Dallas Water Utilities ■ Other Income

■ Debt Service ■ Pumping Power  
 ■ Maintenance ■ System Improvements & Capital  
 ■ Watershed Protection & Environmental ■ Support Services

# IPL Project

## FY23 Quarterly Update as of 6/30/23



Phase 1 & 2 – Substantially complete and in service. Final close outs on contracts occurring in 2023.

Phase 3A (DWU only) – Approximately \$500 million in DWU bonds have been issued for Phase 3A.

# Staff Update

---

## TRWD Grant Update

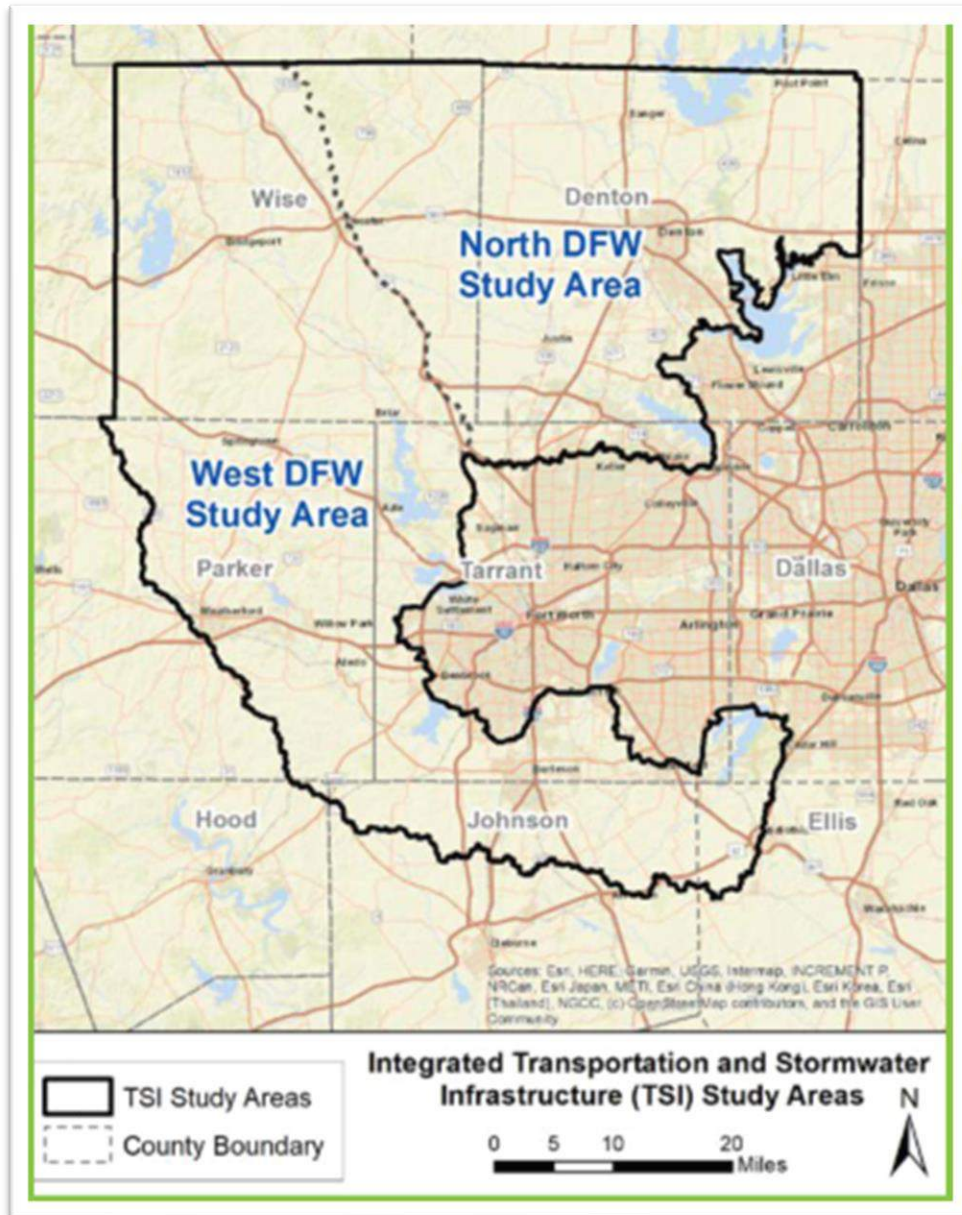
*Sandy Newby, Chief Financial Officer*



# Current Grants & Special Funding

# Integrated Transportation and Stormwater Management Project (TSI)

- Funded by North Central Texas Council of Governments (NCTCOG) through TWDB
- \$200,000 grant
- Goal to integrate regional stormwater management, urban development, transportation, and environmental planning due to rapid development
- District Watershed Planning Department
- 3 years, through 2025



# Building Resilient Infrastructure & Communities (BRIC)

- Funded by Texas Division of Emergency Management (TDEM)
- Kennedale Balancing Reservoir 3<sup>rd</sup> Cell Project
- \$283,500 BRIC Grant for Design
  - \$198,450 TDEM
  - \$85,050 TRWD
- Expected completion of Design in 2023



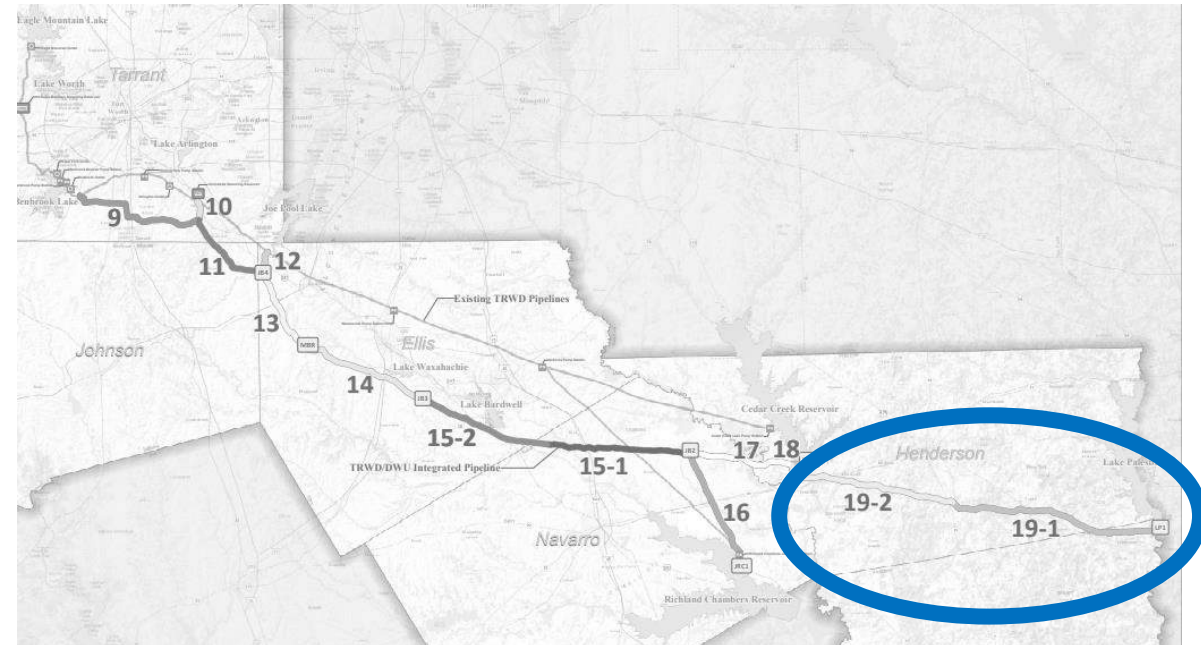
**Kennedale Balancing Reservoir Phase 4 Expansion (new 3rd Cell)**

- **Projected Start:** 2015
- **Projected Construction Start:** 2028
- **Projected Complete:** 2030
- **Projected Cost:** \$50,000,000



# State Water Implementation Fund for Texas

- Funded by Texas Water Development Board (TWDB)
- IPL Phase 3 – Dallas Water Utility
- Received in December 2022
- \$250 million bond
- \$44 million in interest savings



# Grant Programs by Status

# Grants Under Review



## Aquifer Storage & Recovery Project

- Potential funding by Pepsi
- FY23 or FY24
- Unknown amount of contribution
- Project Estimated cost - \$8M

## Kennedale Balancing Reservoir Construction of 3<sup>rd</sup> Cell Water Resilience Project

- Potential Funding by TDEM through BRIC Grant
- \$49 million



## Cedar Creek Wetlands Design & Construction

- Potential Funding by TDEM through BRIC Grant
- Unknown amount of contribution
- Project Estimated cost - \$400M

## BRIC Evaluation Calculator

<b>Project Name</b>	KBR
---------------------	-----

Qualitative Criteria	Max Points
Risk Reduction/Resilience Effectiveness	35
Climate Change and Other Future Conditions	20
Implementation Measures	15
Population Impacted	25
Community Engagement and Other Outreach Activities	5
Leveraging Partners	15

**115**

Technical Evaluation Criteria	Max Points
Infrastructure Project	20
Incorporation of nature based solutions	10
Applicant has mandatory tribal-territory, or statewide building code adoption requirement	20
Subapplicant has building code effectiveness grading schedule rating of 1 to 5	20
Application generated from a previous qualifying award or the subapplicant is a past recipient of BRIC non-financial Direct Technical Assistance	10
A non-federal cost share of at least 30% *or for economically disadvantaged rural communities, a non-federal cost share of at least 12%)	5
Designation as underserved and/or disadvantaged, including EDRC and federally recognized tribal governments .8 + = 30, .6-.79 =15	30

**Score: 115**

**(Need 185 to be competitive) Total Available Score: 230**

**BRIC Evaluation Calculator**

Project Name			KBR	
Qualitative Criteria			Max Points	Comments
Risk Reduction/Resilience Effectiveness	Exceeds	35	35	
Climate Change and Other Future Conditions	Exceeds	20	20	
Implementation Measures	Exceeds	15	15	
Population Impacted	Exceeds	25	25	Received number of the service population and a map to overlap with the social sustainability impact. Input will be used when we prepare the response.
Community Engagment and Other Outreach Activities	Exceeds	5	5	
Leveraging Partners	Exceeds	15	15	
<b>Score</b>			<b>115</b>	<b>115</b>
Technical Evaluation Criteria			Max Points	Comments
Infrastructure Project	Meets Criteria	20	20	
Incorporation of nature based solutions	Meets Criteria	10	10	TRWD evaluated Nature Based Solutions and sent 7/27. TRWD provided feedback on 7/27. Unfortunately, FEMA does not provide funding for landscaping, which were presented in latest document. Arcadis is developing potential alternatives and will close the loop with Jason G and team.
Applicant has mandatory tribal-territory, or statewide building code adoption requirement	Does not meet criteria	0	20	Texas will be less competitive than other states
Subapplicant has building code effectiveness grading schedule rating of 1 to 5	Meets Criteria	20	20	Arcadis has reached out about TX Building Code. Connected with TDEM, who sent us back to Verisk. Arcadis is working on a due-diligence trying to determine the BC using county information.
Application generated from a previous qualifying award or the subapplicant is a past recipient of BRIC non-financial Direct Technical Assistance	Meets Criteria	10	10	
A non-federal cost share of at least 30% *or for economically disadvantaged rural communities, a non-federal cost share of at least 12%)	Meets Criteria	5	5	
Designation as underserved and/or disadvantaged, including EDRC and federally recognized tribal governments .8+ = 30, .6-.79 =15	CDC SVI .8+ or EDRC	30	30	Tarrant County 0.7476
<b>Score:</b>			<b>95</b>	<b>115</b>
<b>Total Score:</b>			<b>210</b>	<b>230</b> (Need 185 to be competitive)



# Grants currently unavailable to TRWD

Grant Program	Why Unavailable
FEMA High Hazard Potential Dams Rehabilitation Grant (HHPD)	Richland Chambers Dam/Embankment Seepage & Stability Analysis project does not qualify due to the dam's good condition. Funding is for poor condition dams.
Clean Water State Revolving Fund	TRWD does raw water only for water supply. Potential in the future for stormwater or flood control.
Drinking Water State Revolving Fund	TRWD does raw water only

# Potential Grants for future review



FEMA

Flood Mitigation Assistance Grant Program

Hazard Mitigation Assistance Grants



Watershed and Flood Prevention Operations (WFPO) Program

U.S. Department of the Interior  
Bureau of Reclamation  
WaterSMART

WaterSMART Grants



Senate Bill 28 & the Texas Water Fund



WIFIA PROGRAM



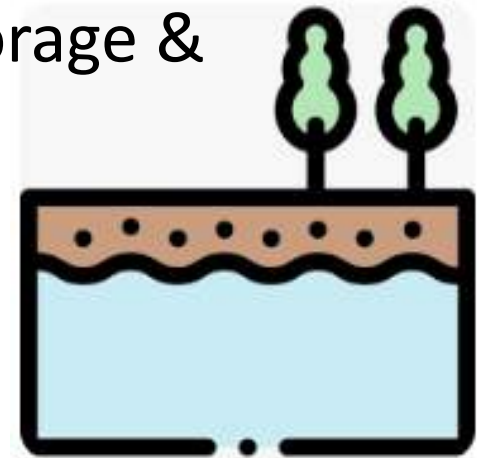
# Projects with future grant potential



- Benbrook Pump Station Backup Power
- Generators for multiple TRWD locations
- Copper Ion Feed for Zebra Mussel Control



- Mary's Creek Diversion pump station & pipeline
- Canals
- Future Aquifer Storage & Recovery Well(s)





# 18

## Executive Session

# 19

## Consider Approval of Authorization to Acquire Real Property Interests by Purchase for the Cedar Creek Pipeline Rehab Project

Steve Christian, *Real Property Director*



# 20

## Future Agenda Items



# 21

Next Scheduled Board Meeting  
October 17, 2023 at 9:00 AM



22

Adjourn