

# BOARD OF DIRECTORS MEETING

---

June 20, 2023



## PLEDGE OF ALLEGIANCE

I pledge allegiance to the flag of the United States of America, and to the republic for which it stands, one nation under God, indivisible, with liberty and justice for all.



## PLEDGE OF ALLEGIANCE TO THE TEXAS FLAG

Honor the Texas flag; I pledge allegiance to thee, Texas, one state under God, one and indivisible.



# 2

## Public Comment



# 3

## Election of Officers

Leah King, *Board President*



# 4

Consider Approval of the Minutes from the Meeting Held on May 16, 2023





# 5

## Consider Approval of Consent Agenda

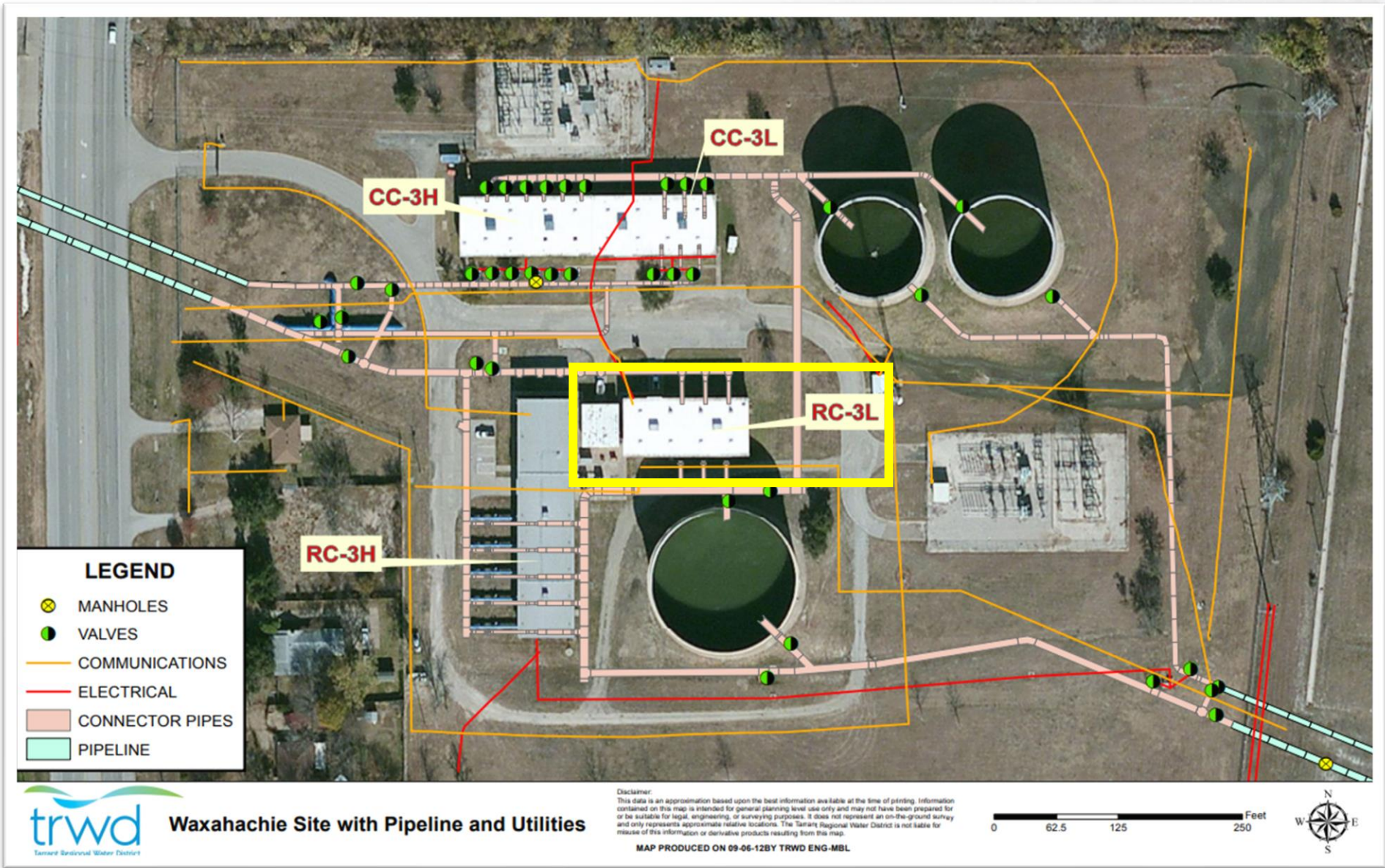


# 6

Consider Approval of Contract with Rexa, Inc. for Purchase of Three Electro-Hydraulic Actuators for the Richland-Chambers Low-Capacity Waxahachie Pump Station

Jason Gehrig, *Infrastructure Engineering Director*

# RC3L Electro-Hydraulic Actuator Purchase





# RC3L Electro-Hydraulic Actuator Purchase

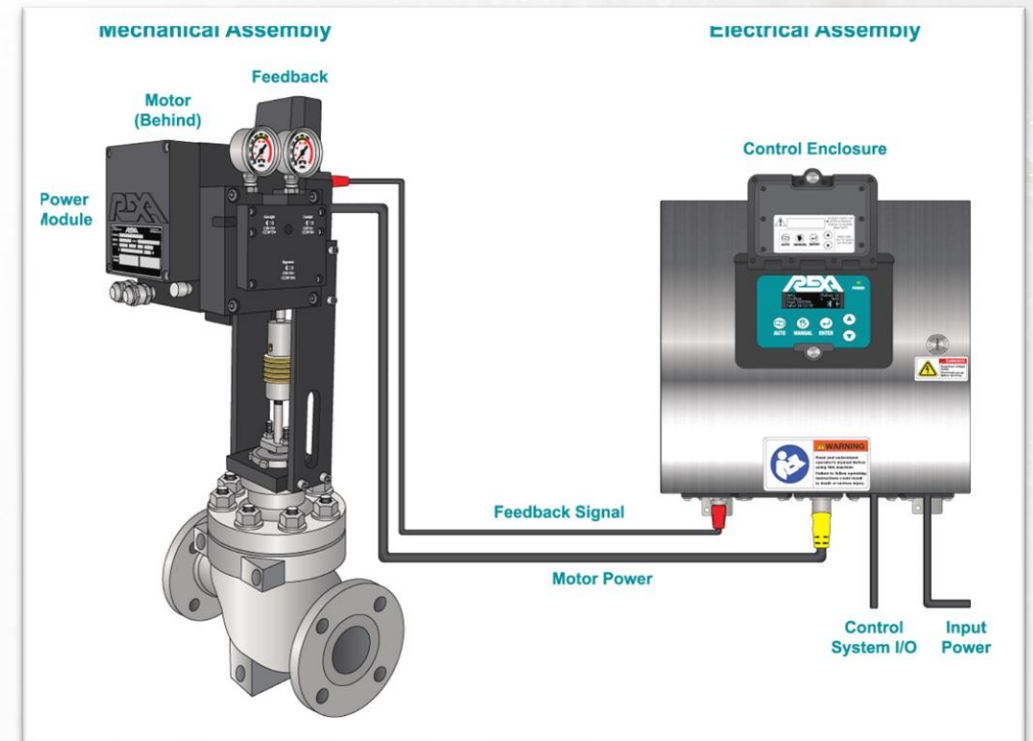
Existing hydraulic accumulator system at RC3L Booster Pump Station



# RC3L Electro-Hydraulic Actuator Purchase



Example of  
Rexa actuators

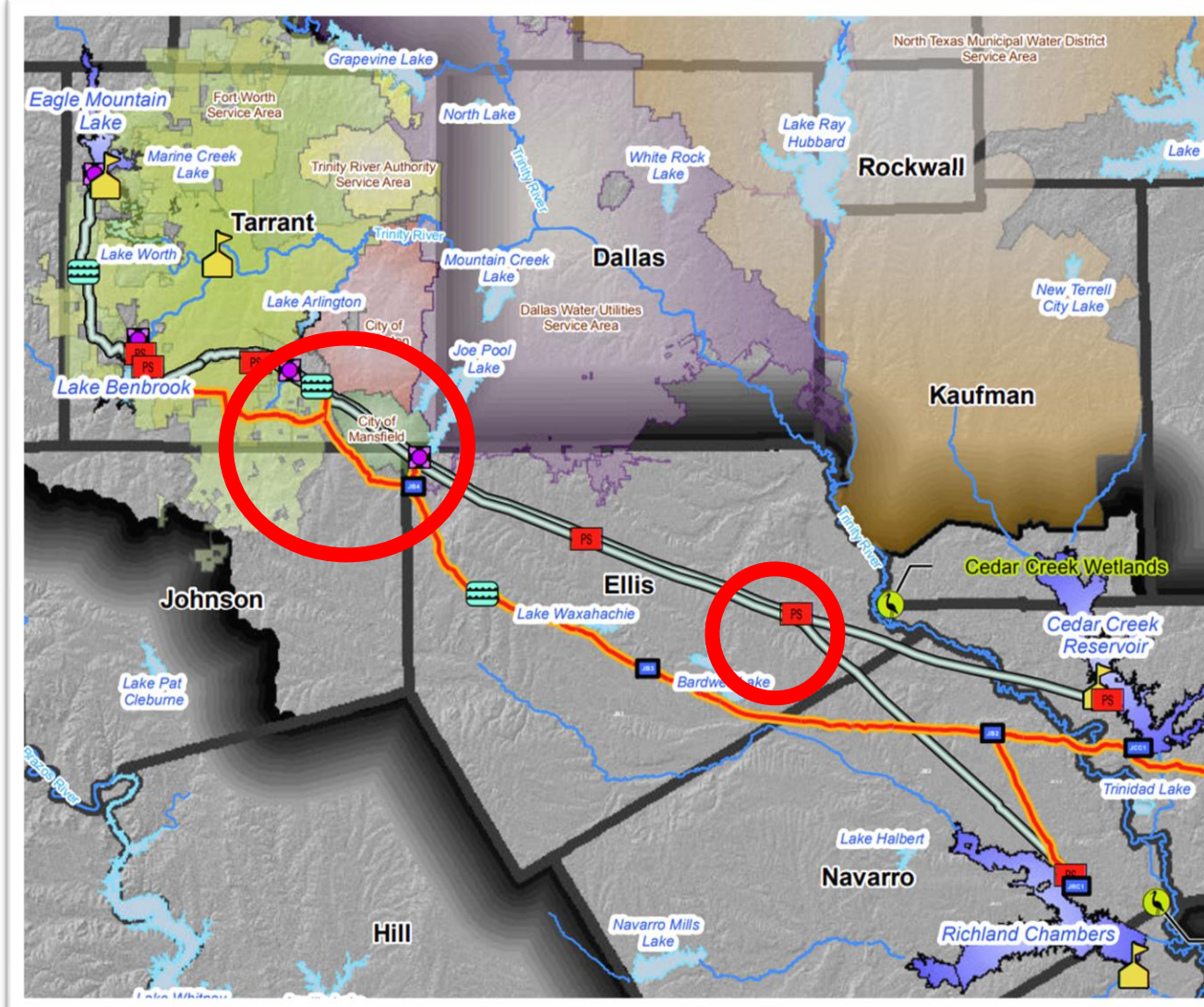


# 7

Consider Approval of Contract with Val-Matic Valve & Manufacturing Corp. for Manufacturing and Delivery of Eight Large Diameter Butterfly Valves for the Benbrook Connection, Cedar Creek and Richland-Chambers Pipelines

Jason Gehrig, *Infrastructure Engineering Director*

# Pre-Purchase Val-Matic Large Diameter Butterfly Valves



Bulletin 2000

## VALMATIC®

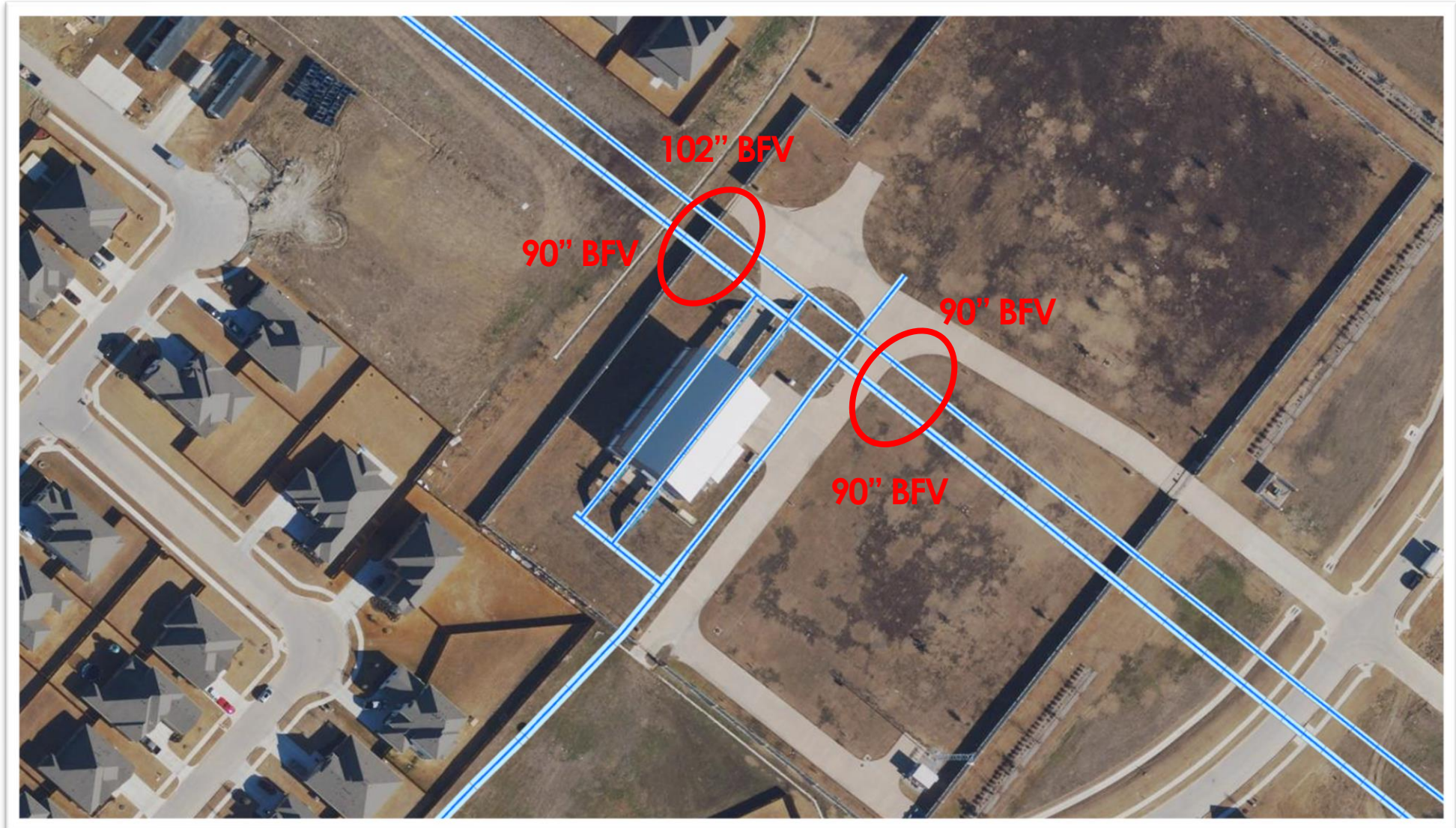
AMERICAN - BV®  
BUTTERFLY VALVE

AWWA  
Rubber Seated  
Butterfly Valve

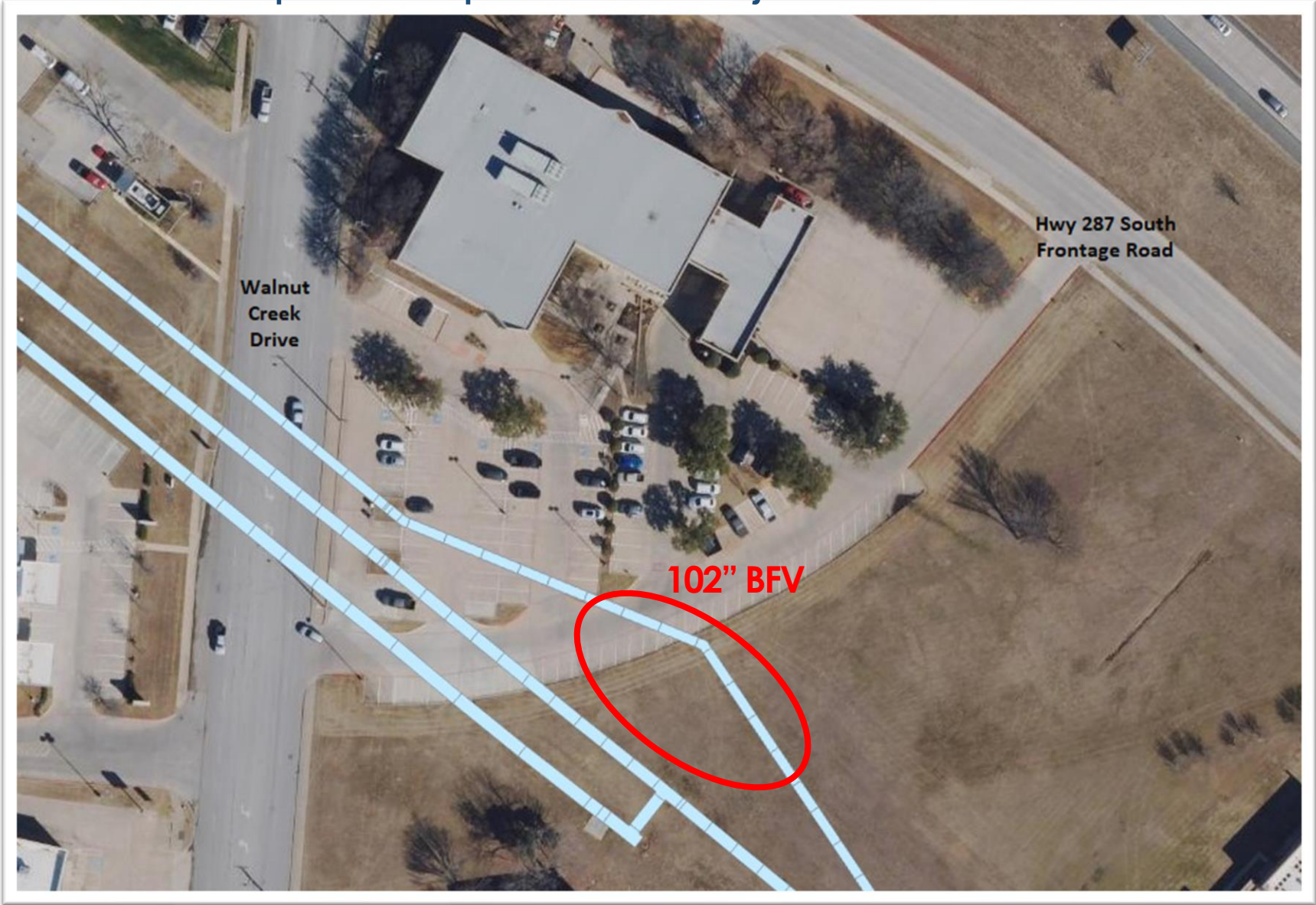
[www.valmatic.com](http://www.valmatic.com)

Meets AWWA C504 & C516  
NSF/ANSI 61 & 372 Certified

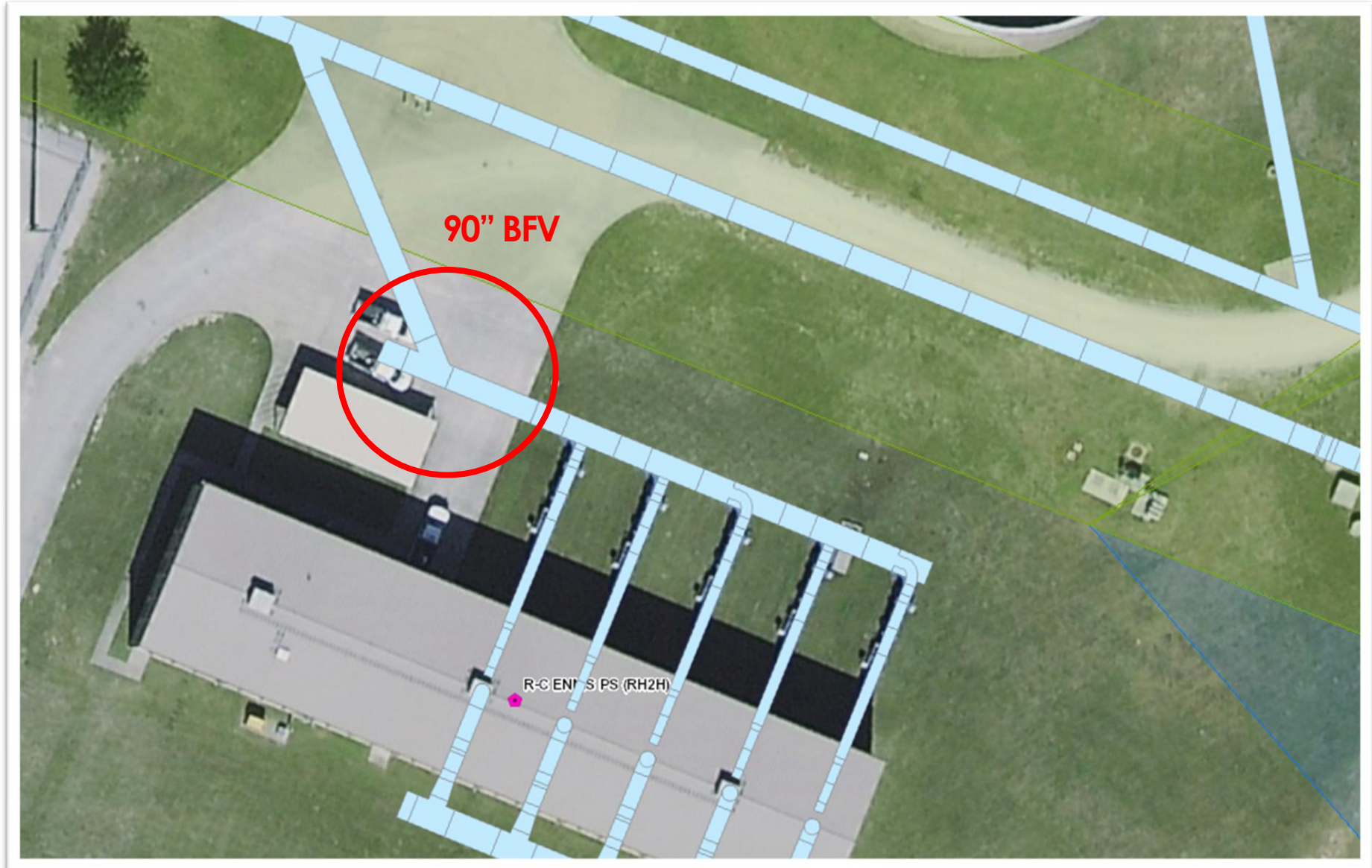
# Pre-Purchase one 102-inch and three 90-inch Butterfly Valves for Improved Operations at S2x12 Interconnect Facility



# Pre-Purchase one 102-inch Butterfly Valve for Cedar Creek Section II Pipeline Replacement Project in Mansfield



# Pre-Purchase One 90-inch Butterfly Valve for RC2H Ennis Booster Pump Station



# Pre-Purchase Two 84-inch Butterfly Valves Near Fort Worth Rolling Hills Water Treatment Plant

WATER SUPPLY · FLOOD PROTECTION · RECREATION



**(2) 84" BFV**



# Pre-Purchase Two 84-inch Butterfly Valves Near Fort Worth Rolling Hills Water Treatment Plant

WATER SUPPLY · FLOOD PROTECTION · RECREATION



## Quality Assurance Testing

# 8

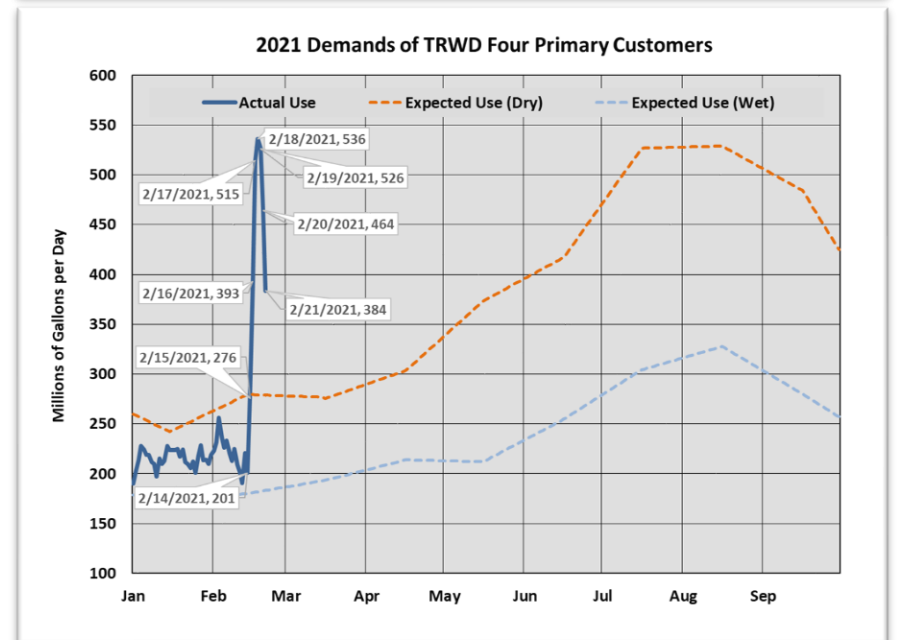
## Consider Approval of Contract with Black & Veatch Corp. for Engineering Services for Power Resilience Study

Jason Gehrig, *Infrastructure Engineering Director*

# Power Resilience Study

## Why Needed?

- ***February 2021 Winter Storm Uri***
- ***Legislative Response – SB3: Emergency Preparedness Plans for water suppliers***
- ***TRWD Customers adding on-site backup power to treatment plants and critical pump stations on distribution level power***
- ***TRWD committed to meeting customer water supply needs***



# Power Resilience Study

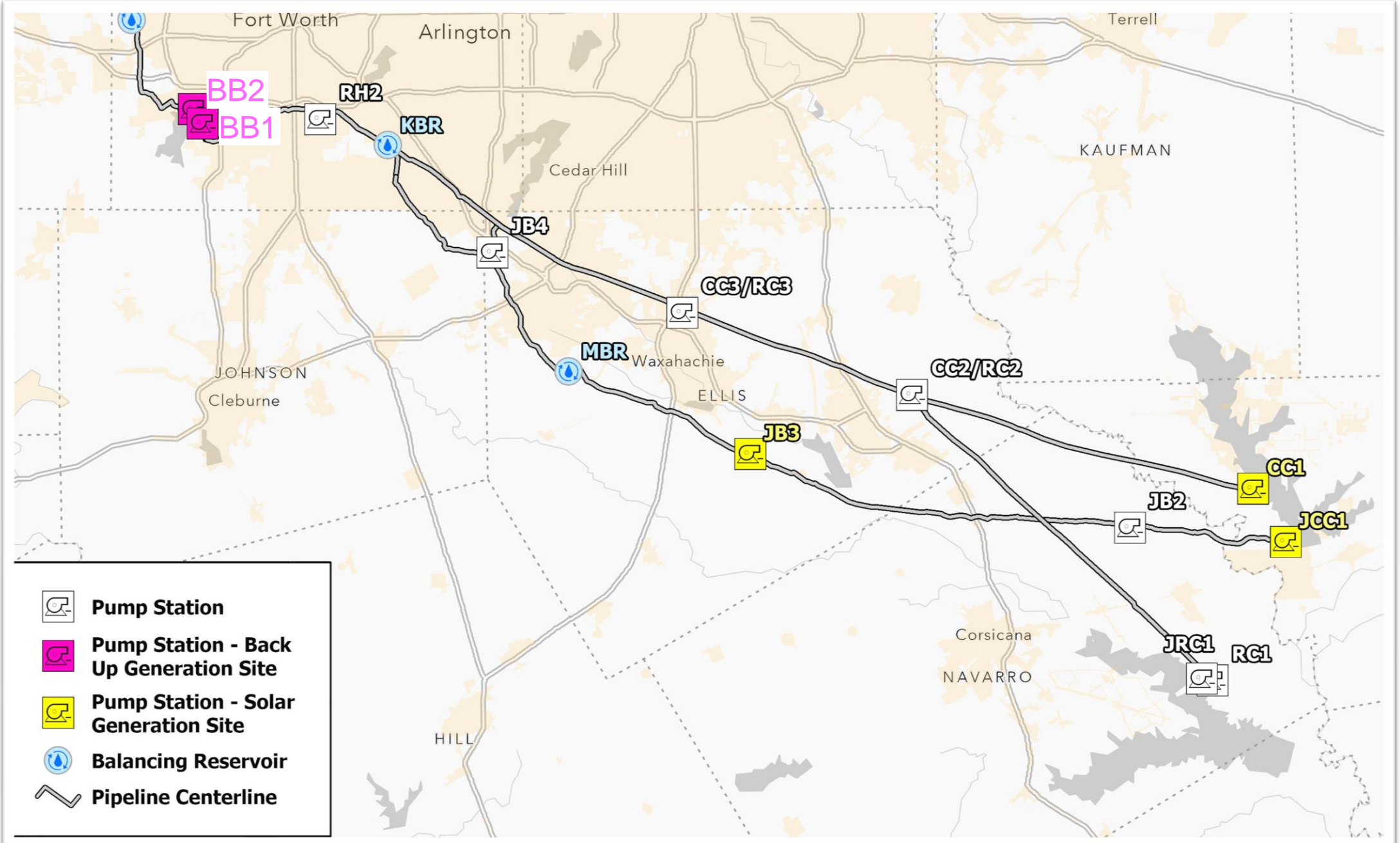
## Scope of Work






- ***Phase 1: Resilience, Generation, and Energy System Alternatives Analysis***
- ***Phase 2: Detailed Study on Back-up Generation at Identified Pump Stations***
- ***Phase 3: Detailed Study on Solar Generation at Identified Pump Stations***
- ***Alternative Funding Analysis***



# Power Resilience Study

WATER SUPPLY · FLOOD PROTECTION · RECREATION



-  **Pump Station**
-  **Pump Station - Back Up Generation Site**
-  **Pump Station - Solar Generation Site**
-  **Balancing Reservoir**
-  **Pipeline Centerline**

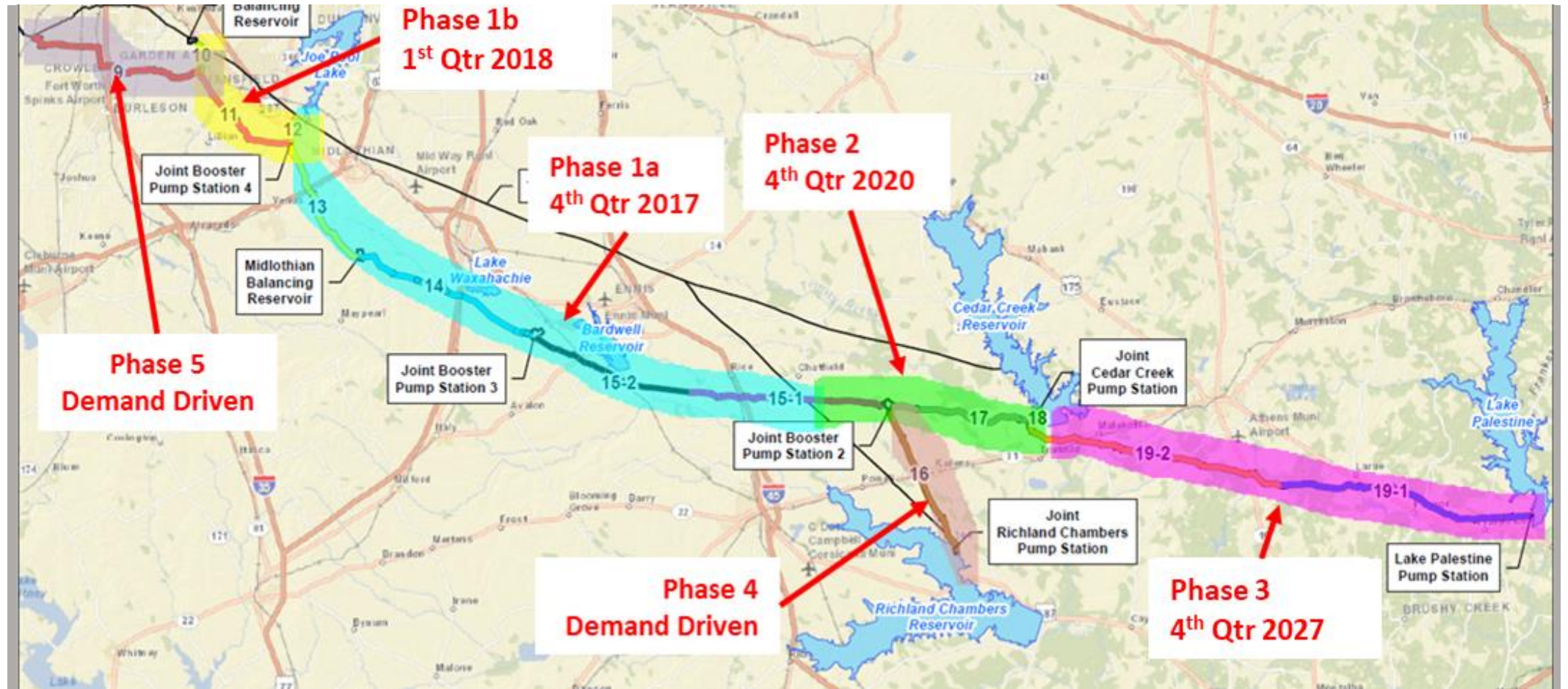


# 9

Consider Approval of Reconciliation Change Order with Ebara Corp. for Procurement Package 09 - Pumps, Motors and Drives for Joint Cedar Creek Lake Pump Station of the Integrated Pipeline Project

*Ed Weaver, IPL Program Manager*

# Integrated Pipeline Layout and Phases




# 10

Consider Approval of Final Payment and Contract Closeout to Ebara Corp. for Procurement Package 09 - Pumps, Motors, and Drives for Joint Cedar Creek Lake Pump Station of the Integrated Pipeline Project


Ed Weaver, *IPL Program Manager*



# Integrated Pipeline Joint Cedar Creek Lake Pump Station



# Integrated Pipeline Joint Cedar Creek Lake Pump Station





# 11

Consider Approval of Annual Insurance Renewal for Property, Casualty and Workers Compensation Insurance Lines of Coverage with Texas Water Conservation Association Risk Management Fund

*Alan Thomas, Deputy General Manager*

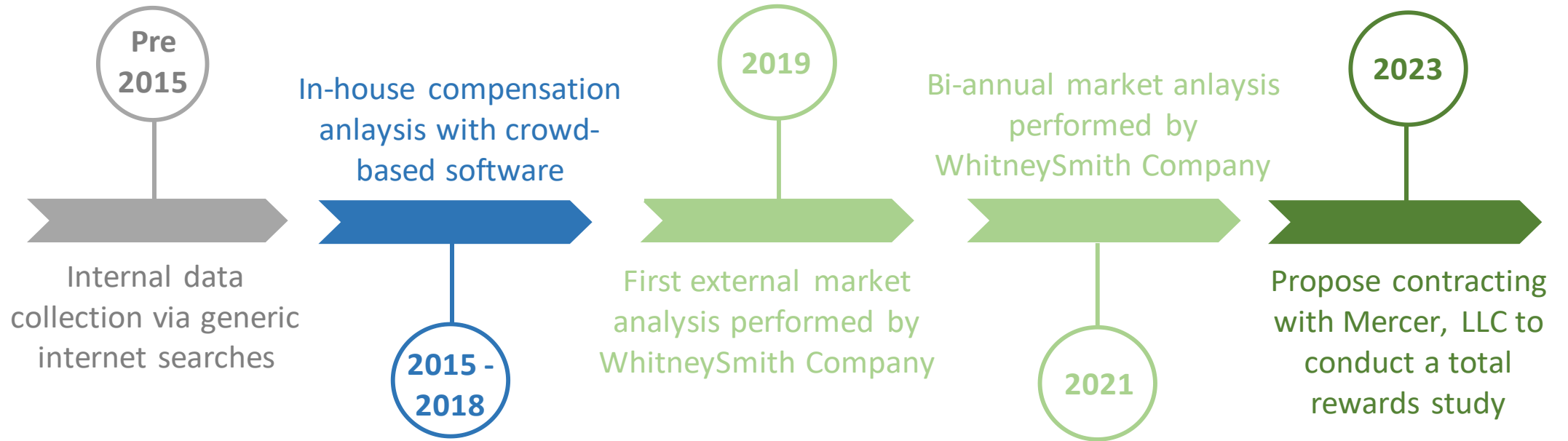


# 12

## Consider Approval of Contract with Mercer, LLC for Total Rewards Study

*Lisa Cabrera, Chief Human Resources Officer*

# TRWD COMPENSATION TIMELINE





# 13

## Consider Naming Select TRWD Facilities in Honor of Past Board Members

Leah King, *Board President*

# Staff Update

---

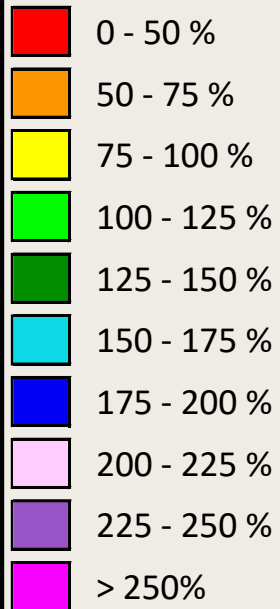
## Water Resources Update

*Rachel Ickert, Chief Water Resources Officer*

# Percent of Normal Rainfall

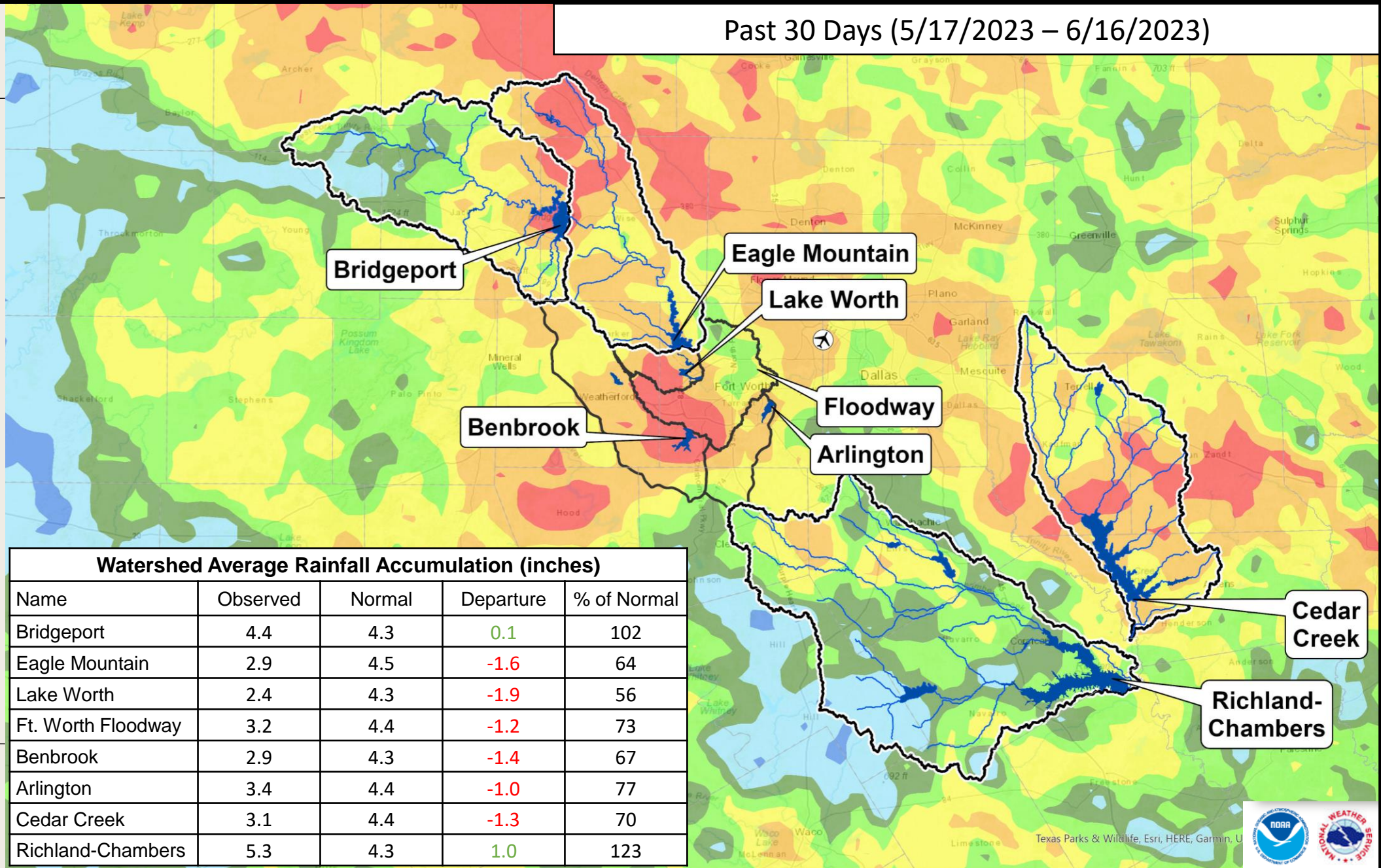


## LEGEND



Precipitation totals are obtained from NOAA's NWS. The totals displayed are estimated by the WGRFC. The data is processed and displayed using ESRI ArcGIS.

Past 30 Days (5/17/2023 – 6/16/2023)



**Watershed Average Rainfall Accumulation (inches)**

Name	Observed	Normal	Departure	% of Normal
Bridgeport	4.4	4.3	0.1	102
Eagle Mountain	2.9	4.5	-1.6	64
Lake Worth	2.4	4.3	-1.9	56
Ft. Worth Floodway	3.2	4.4	-1.2	73
Benbrook	2.9	4.3	-1.4	67
Arlington	3.4	4.4	-1.0	77
Cedar Creek	3.1	4.4	-1.3	70
Richland-Chambers	5.3	4.3	1.0	123




Texas Parks & Wildlife, Esri, HERE, Garmin, U



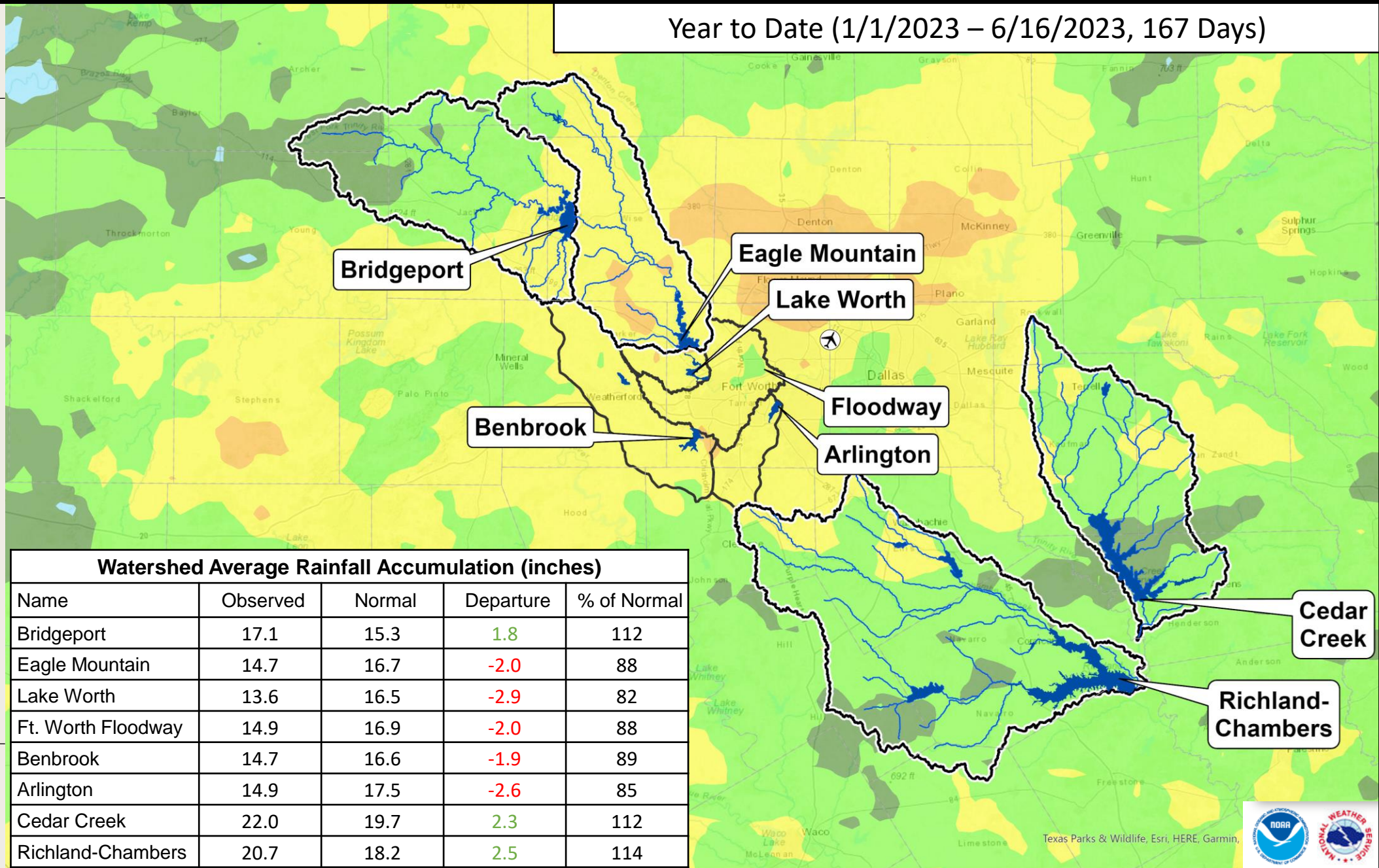
# Percent of Normal Rainfall



## LEGEND



Year to Date (1/1/2023 – 6/16/2023, 167 Days)

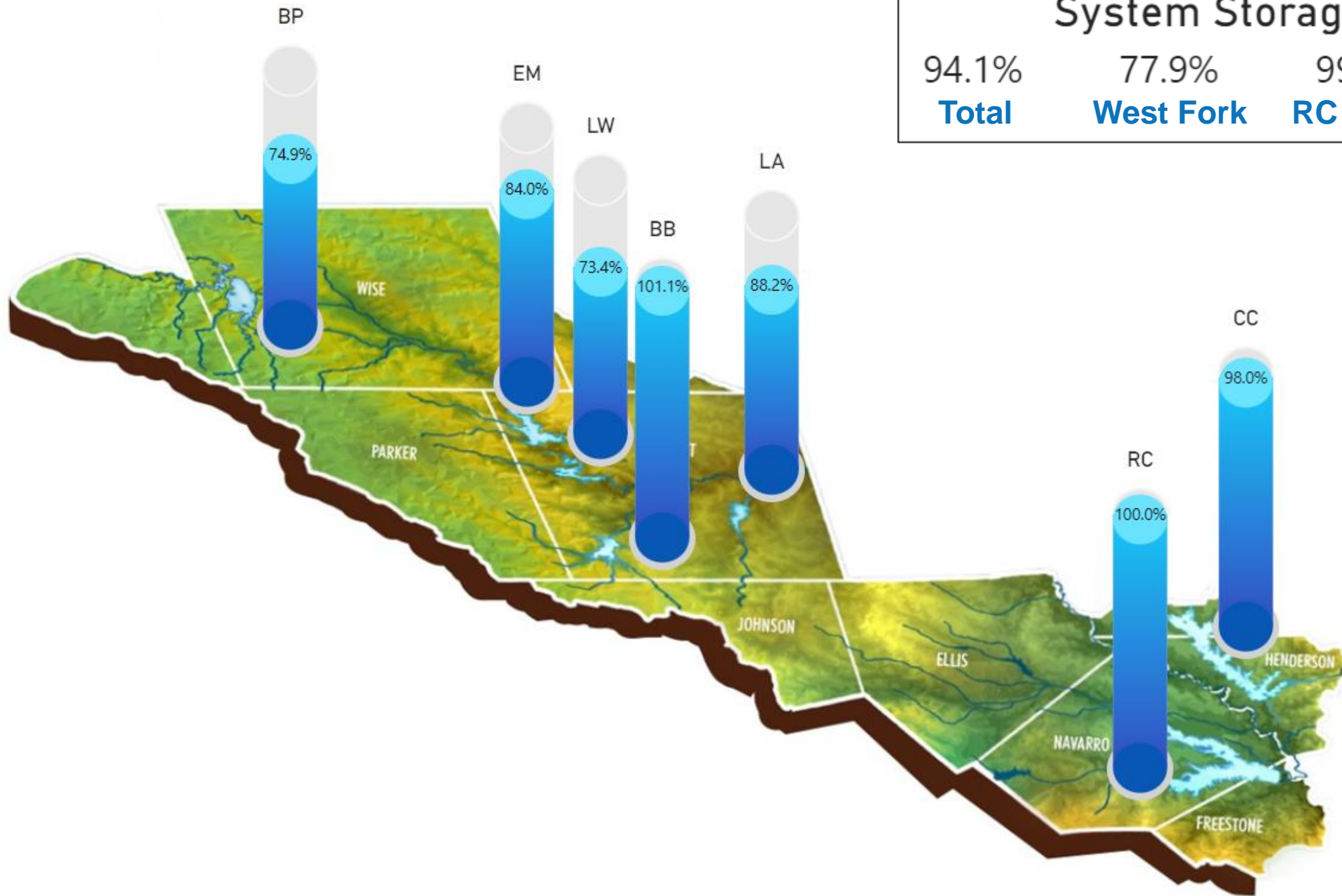


**Watershed Average Rainfall Accumulation (inches)**

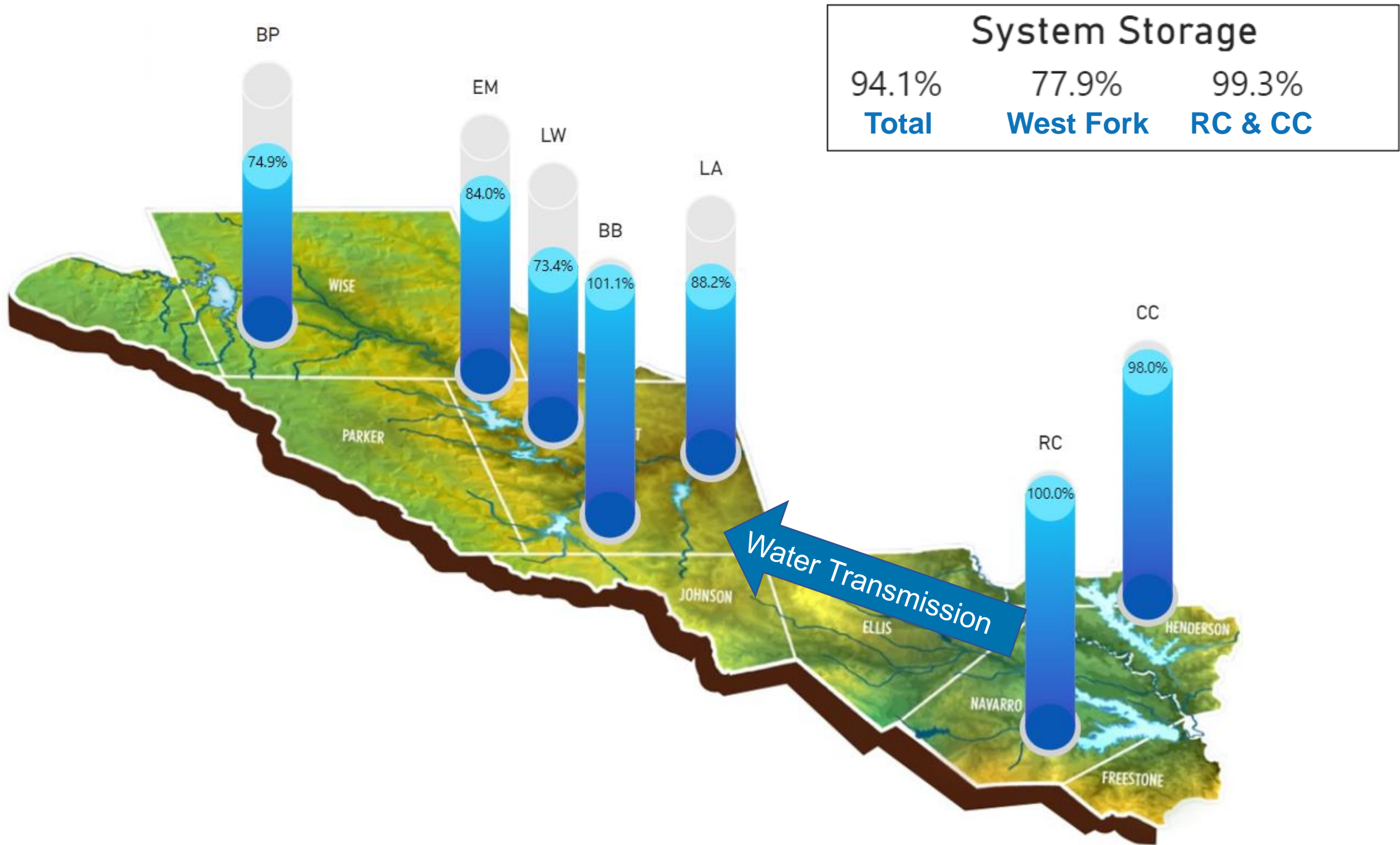
Name	Observed	Normal	Departure	% of Normal
Bridgeport	17.1	15.3	1.8	112
Eagle Mountain	14.7	16.7	-2.0	88
Lake Worth	13.6	16.5	-2.9	82
Ft. Worth Floodway	14.9	16.9	-2.0	88
Benbrook	14.7	16.6	-1.9	89
Arlington	14.9	17.5	-2.6	85
Cedar Creek	22.0	19.7	2.3	112
Richland-Chambers	20.7	18.2	2.5	114

Precipitation totals are obtained from NOAA's NWS. The totals displayed are estimated by the WGRFC. The data is processed and displayed using ESRI ArcGIS.

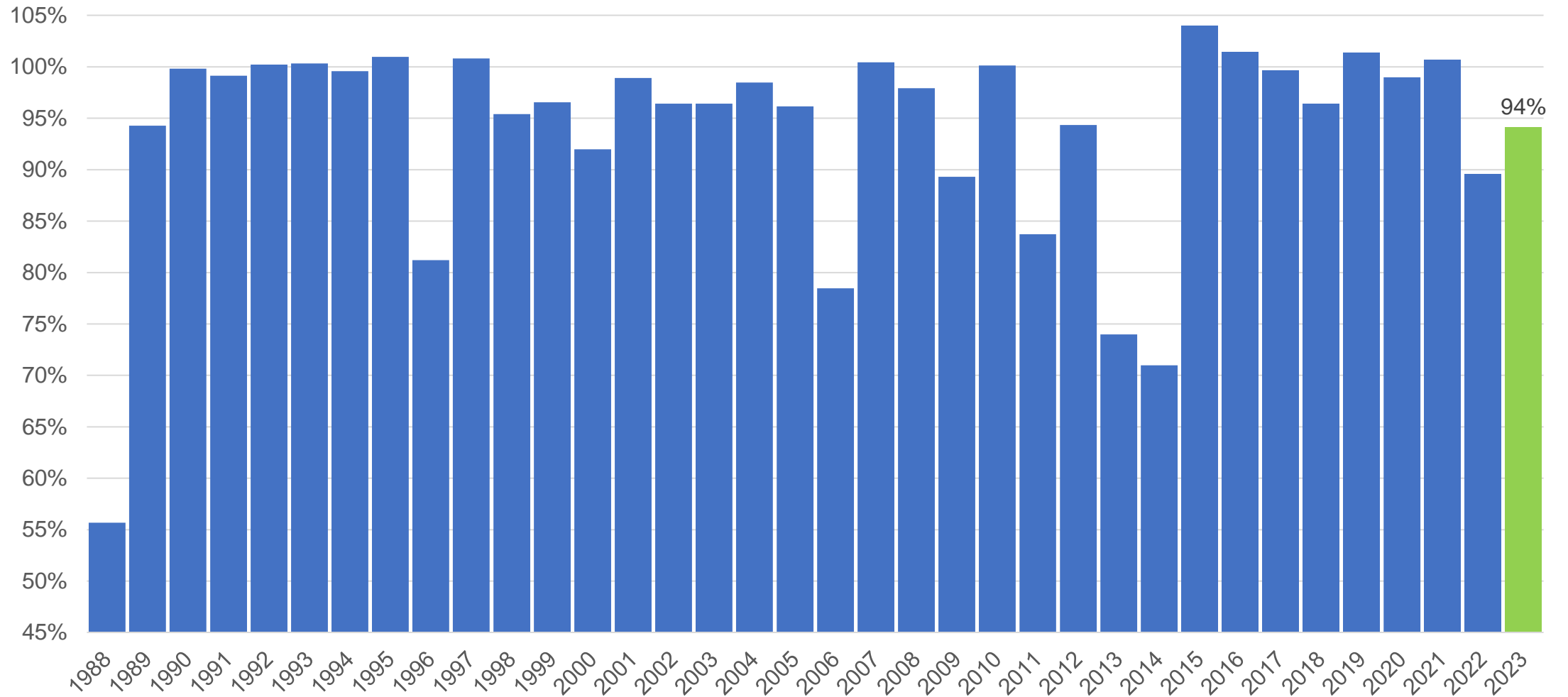




System Storage		
94.1%	77.9%	99.3%
<b>Total</b>	<b>West Fork</b>	<b>RC &amp; CC</b>



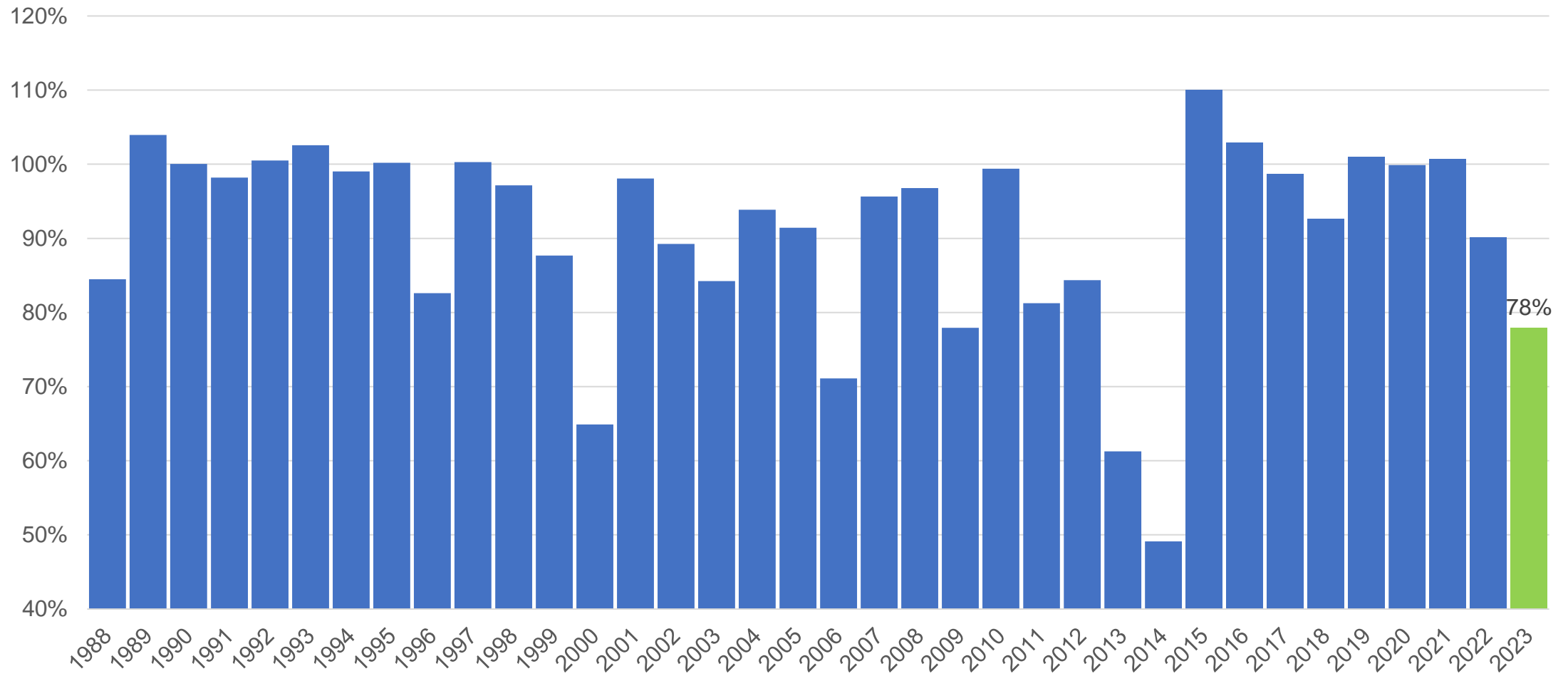
# Percent of Total Storage on June 19



\*1988 – All four TRWD reservoirs operational

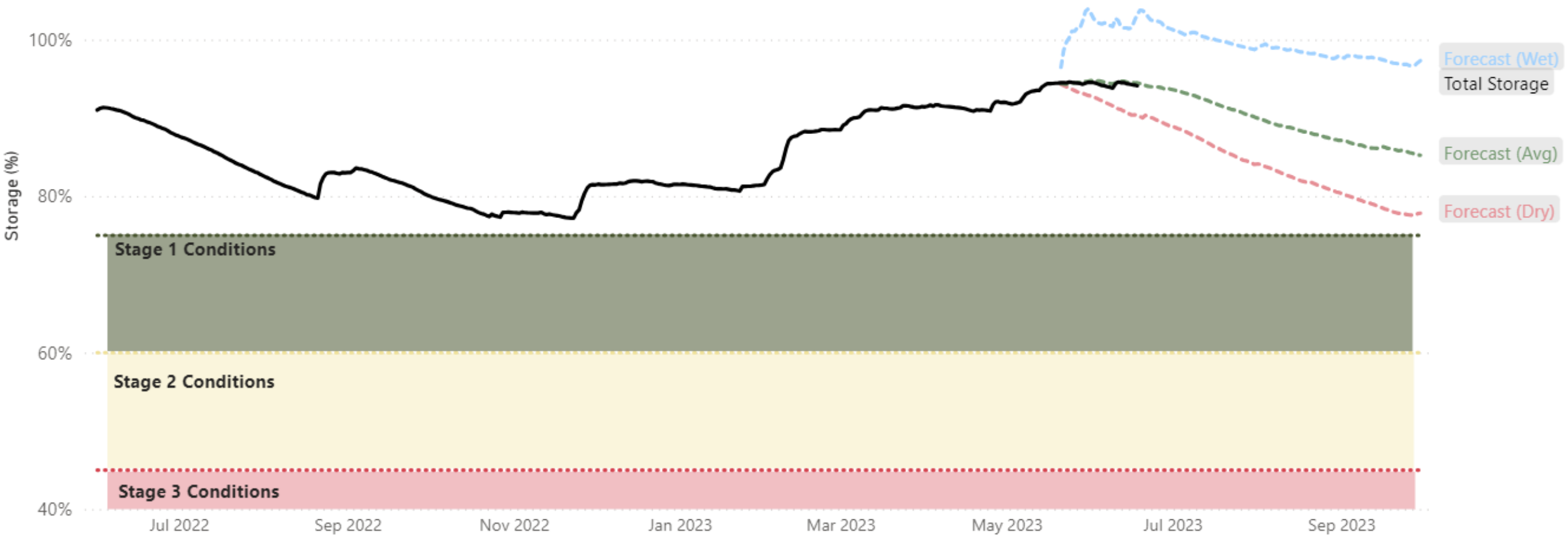
# Percent of West Fork Storage on June 19

## West Fork (BP+EM)



\*1988 – All four TRWD reservoirs operational

# Historic and Projected Total Water Supply Storage



# Rainfall Forecast



## LEGEND

- 0.01 - 0.1 inches
- 0.1 - 0.25 inches
- 0.25 - 0.5 inches
- 0.5 - 1 inches
- 1 - 1.5 inches
- 1.5 - 2 inches
- 2 - 3 inches
- 3 - 4 inches
- 4 - 5 inches
- 5 - 6 inches
- 6 - 8 inches
- 8 - 10 inches
- 10 - 15 inches
- 15 - 20 inches
- 20 - 30 inches
- > 30 inches

**Note on QPF** - QPFs depict the amount of liquid precipitation expected to fall during a specified time period in the future. Because precipitation can vary significantly over short distances, QPFs are reported as the expected "areal average" on a 20-kilometer (12.4 mile) grid. Several factors contribute to QPF estimates, including the current state of the atmosphere, modeled pressure systems, satellite trends, and manual adjustments made by forecasters.

## 21JUN2023 (WED) - 25JUN2023 (SUN) Duration: 5 Days

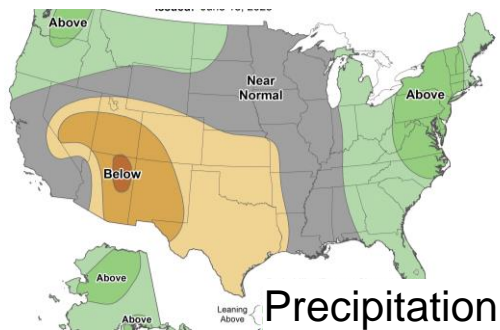
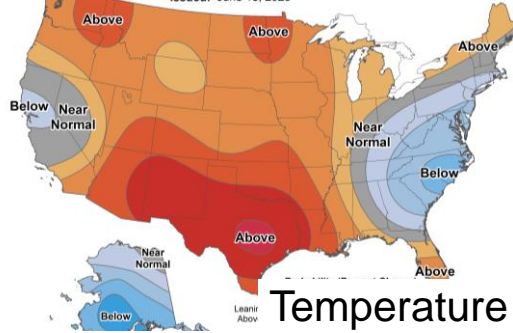


### Main Takeaway

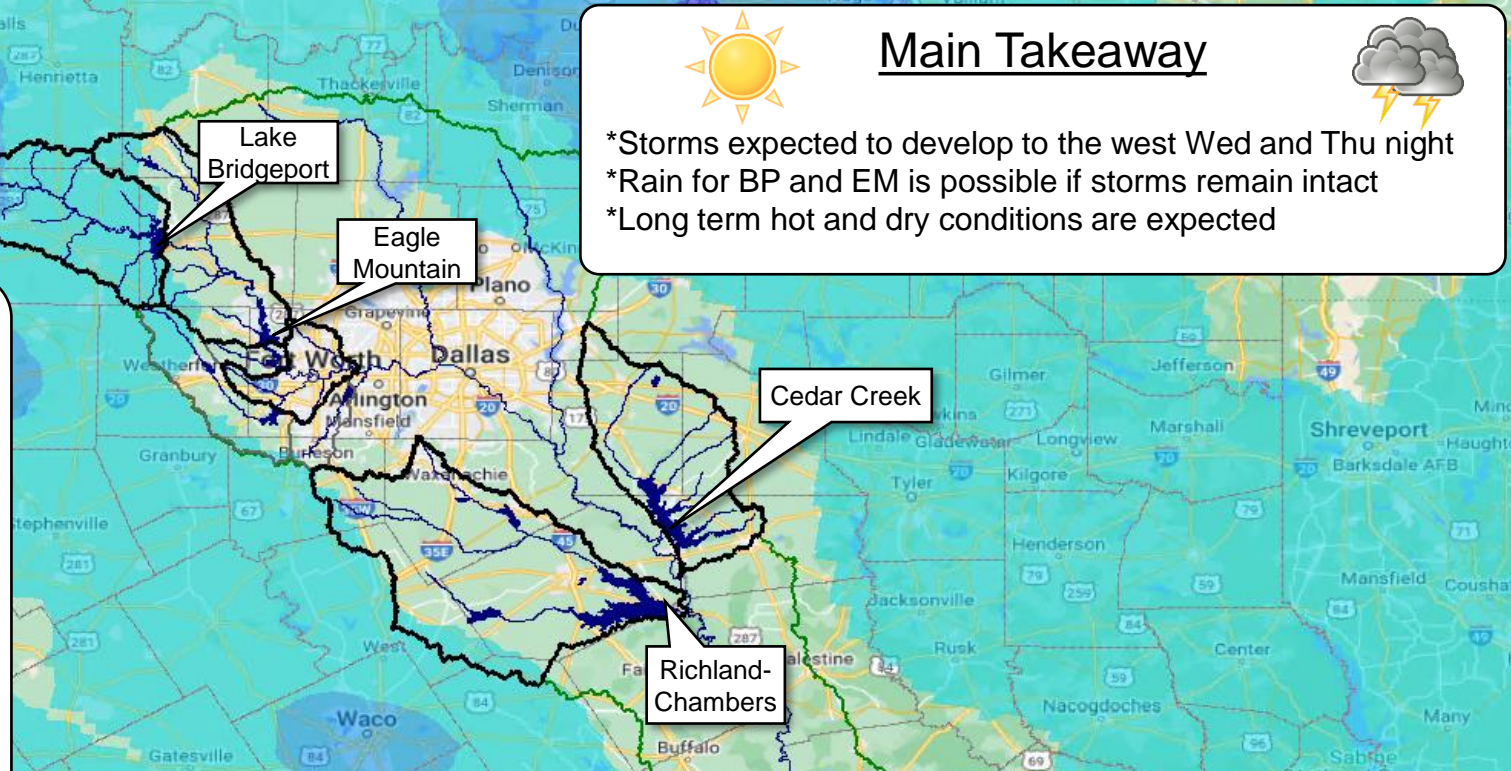


- \*Storms expected to develop to the west Wed and Thu night
- \*Rain for BP and EM is possible if storms remain intact
- \*Long term hot and dry conditions are expected

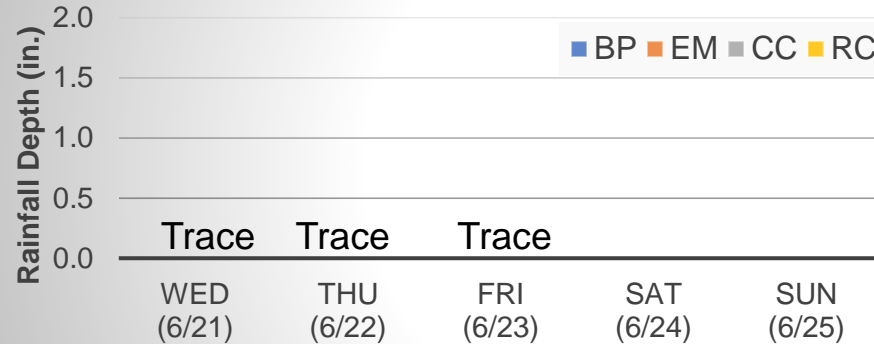
**8 to 14 Day Outlook**  
Above normal temperatures and below normal rainfall.  
(Jun 26 – Jul 2)



Precipitation forecast is obtained from NOAA's NWS and provided by the Weather Prediction Center (WPC). The data is processed and displayed using USACE Met-Vue software



### Daily Forecasted Rainfall Totals



Reservoir	Forecast Total (in.)
BP	Trace
EM	Trace
CC	0.0
RC	Trace

NWS Forecast Time: 2023-06-19 0000 GMT



# Staff Update

---

## MWBE Vendor Participation Update

*Crystal Alba, Diverse Business Specialist*



# MWBE Report through *First 2 Quarters* *FY 2023*

# Cumulative through Quarter 2 - FY 2023

	Total Actuals	Diverse Business Actuals	Diverse Business %
Tarrant Regional Water District *(w/o IPL and Central City Project)	\$154,737,961	\$29,957,376	19%
**Central City Project	\$59,585,104	\$20,491,642	34%
***Integrated IPL (IPL)	\$955,992,823	\$284,291,312	30%
<b>TRWD Grand Total</b>	<b>\$1,170,315,888</b>	<b>\$334,740,030</b>	<b>29%</b>

\*TRWD General Fund, Revenue Fund and Construction Funds reporting dates are 10/1/2013 –3/31/2023.

\*\*Central City Project reporting dates are 7/1/2006-3/31/2023.

\*\*\*TRWD IPL Reporting dates are 1/1/2009 – 3/31/2023. Figures do not include pipe, owner furnished equipment or land.

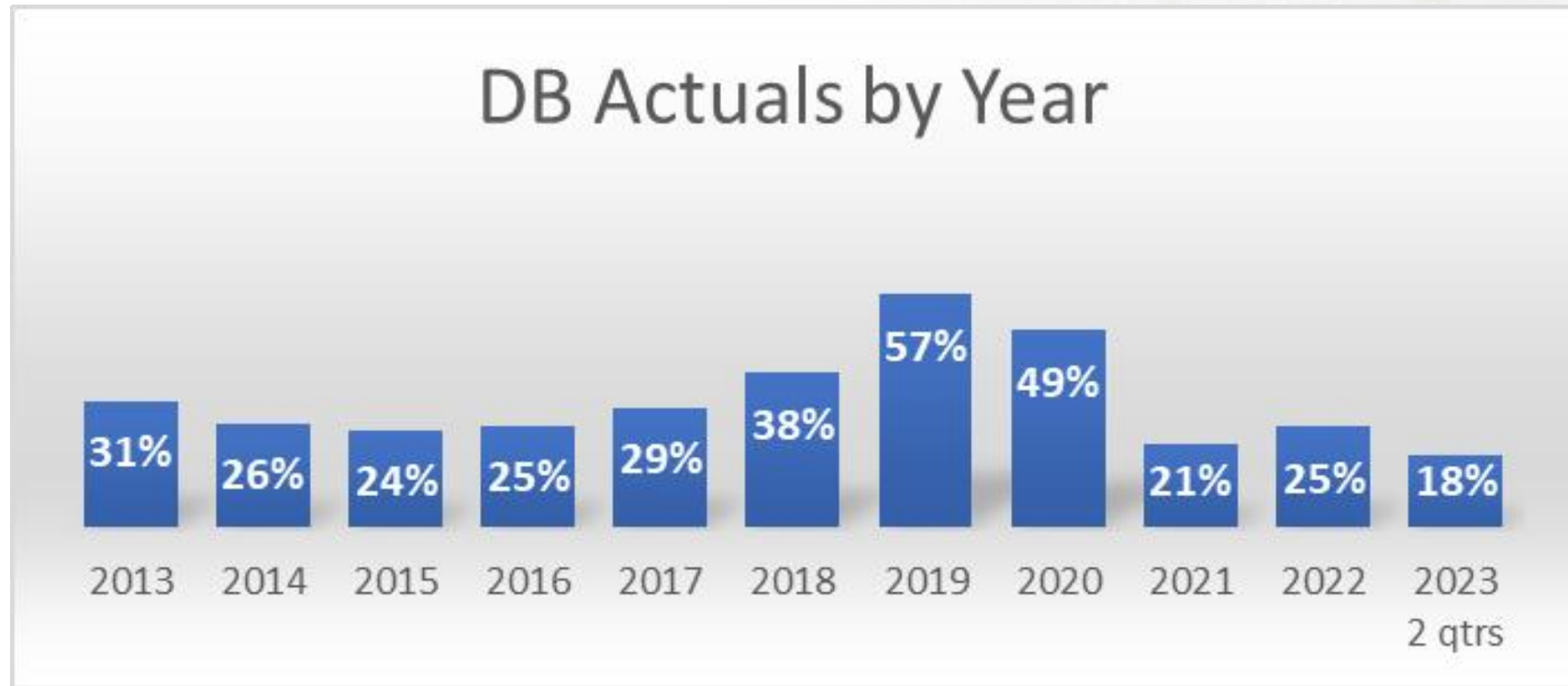
# Fiscal Year 2023 (First 2 quarters)

	Total Actuals	Diverse Business Actuals	Diverse Business %
Tarrant Regional Water District (w/o IPL and Central City Project)	\$9,411,634	\$3,355,563	36%
Central City Project	\$629,540	\$568,003	90%
Integrated IPL (IPL)	\$38,062,996	\$4,892,826	13%
<b>TRWD Grand Total</b>	<b>\$48,104,170</b>	<b>\$8,816,392</b>	<b>18%</b>

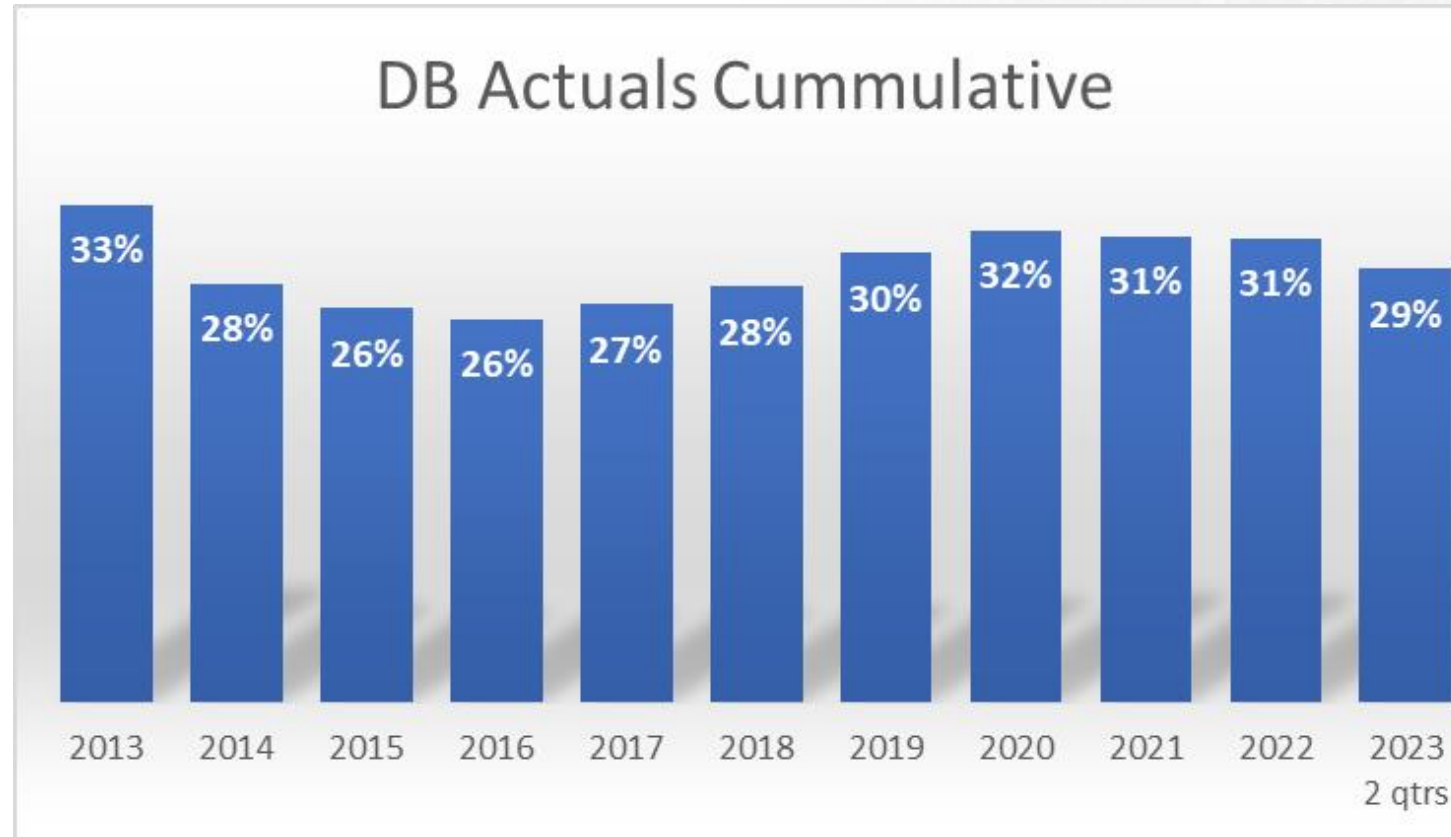
\* Reporting dates include 10/1/2022-3/31/2023. Figures do not include pipe, owner furnished equipment or land.

# Diverse Business Actuals Percentage by Year

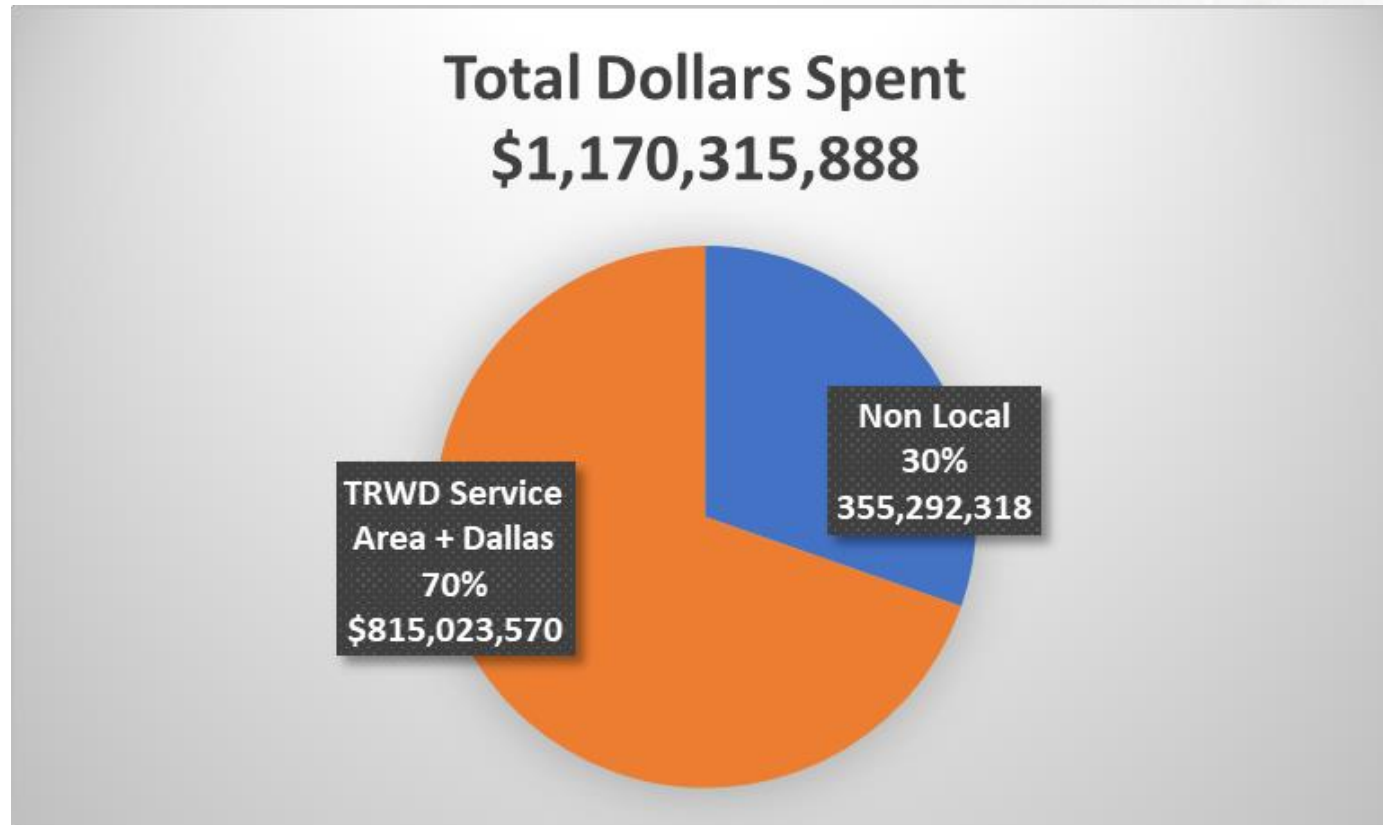
---



# Diverse Business Actuals Percentage by Year - Cumulative



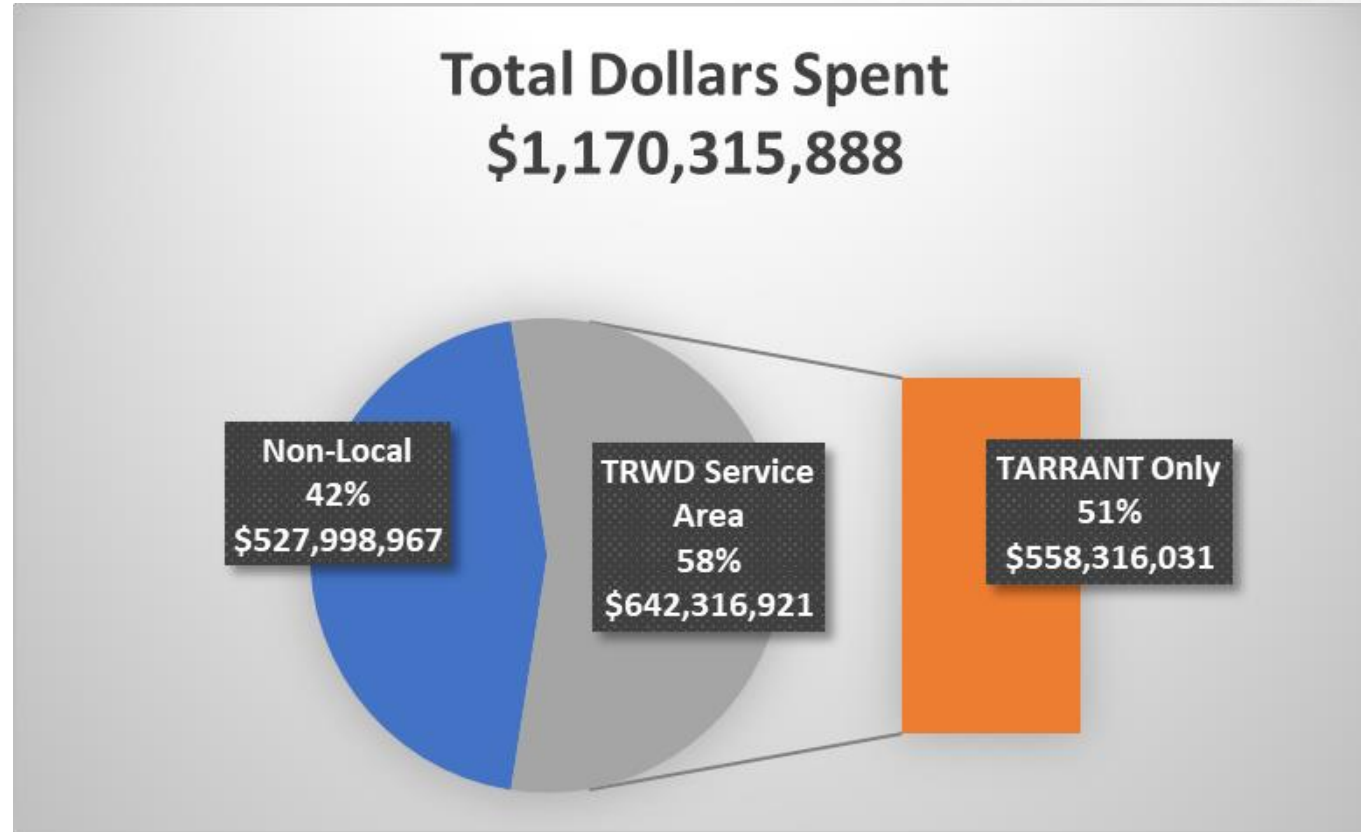
# Local v. Non-Local TRWD and Dallas



*\*Reporting dates are 1/1/2009-3/31/2023*

*\*\*Local includes Tarrant, Dallas, Anderson, Collin, Denton, Ellis, Freestone, Henderson, Jack, Johnson, Kaufman, Navarro, Parker, Rockwall, or Wise counties.*

# Local v. Non-Local TRWD Service Area Only



Reporting Dates 1/1/2009-3/31/2023

\*\*TRWD Service Area Includes-Tarrant, Wise, Jack, Henderson, Ellis, Navarro, Freestone, Johnson, Kaufman, Parker, Denton



# 15

## Executive Session



# 16

Consider Approval of Consents to Assign One Additional Raw Water Supply Contract and Two Pipeline Easement and Right of Way Agreements

Stephen Tatum, *General Counsel*

# 17

## Consider Approval of Settlement of Claims in the Integrated Pipeline Project - Williams (732) Lawsuit

Steve Christian, *Real Property Director*



# 18

## Future Agenda Items



# 19

## Next Board Meeting

Board Budget Workshop: July 17, 2023 at 3:00 PM

Monthly Meeting: July 18, 2023 at 9:00 AM



20

Adjourn