

BOARD OF DIRECTORS MEETING

December 13, 2022



PLEDGE OF ALLEGIANCE

I pledge allegiance to the flag of the United States of America, and to the republic for which it stands, one nation under God, indivisible, with liberty and justice for all.



PLEDGE OF ALLEGIANCE TO THE TEXAS FLAG

Honor the Texas flag; I pledge allegiance to thee, Texas, one state under God, one and indivisible.



2

Public Comment



3

Consider Adoption of Resolution Honoring James Warren Lane

Dan Buhman, *General Manager*



4

Consider Approval of the Minutes from the Meeting Held on November 15, 2022



5

Consider Approval of Resolution Regarding the Investment Policy and Strategies for the Tarrant Regional Water District

Sandy Newby, Chief Financial Officer

6

Consider Approval of Secondary Depository Services Contract with Plains Capital

Sandy Newby, Chief Financial Officer



7

Consider Board Appointments for Tax Increment Financing Districts

Linda Christie, *Government Affairs Director*

8

Consider Approval of Contract with Accenture LLP for an Enterprise Resource Planning Needs Assessment

Travis Bird, *Director of Information Services*

9

Consider Approval of Contract with Freese and Nichols, Inc. to Take Over Groundwater Treatment System Operation and Maintenance Support for Luminant

*Woody Frossard, Program Director
Central City Flood Control Project*

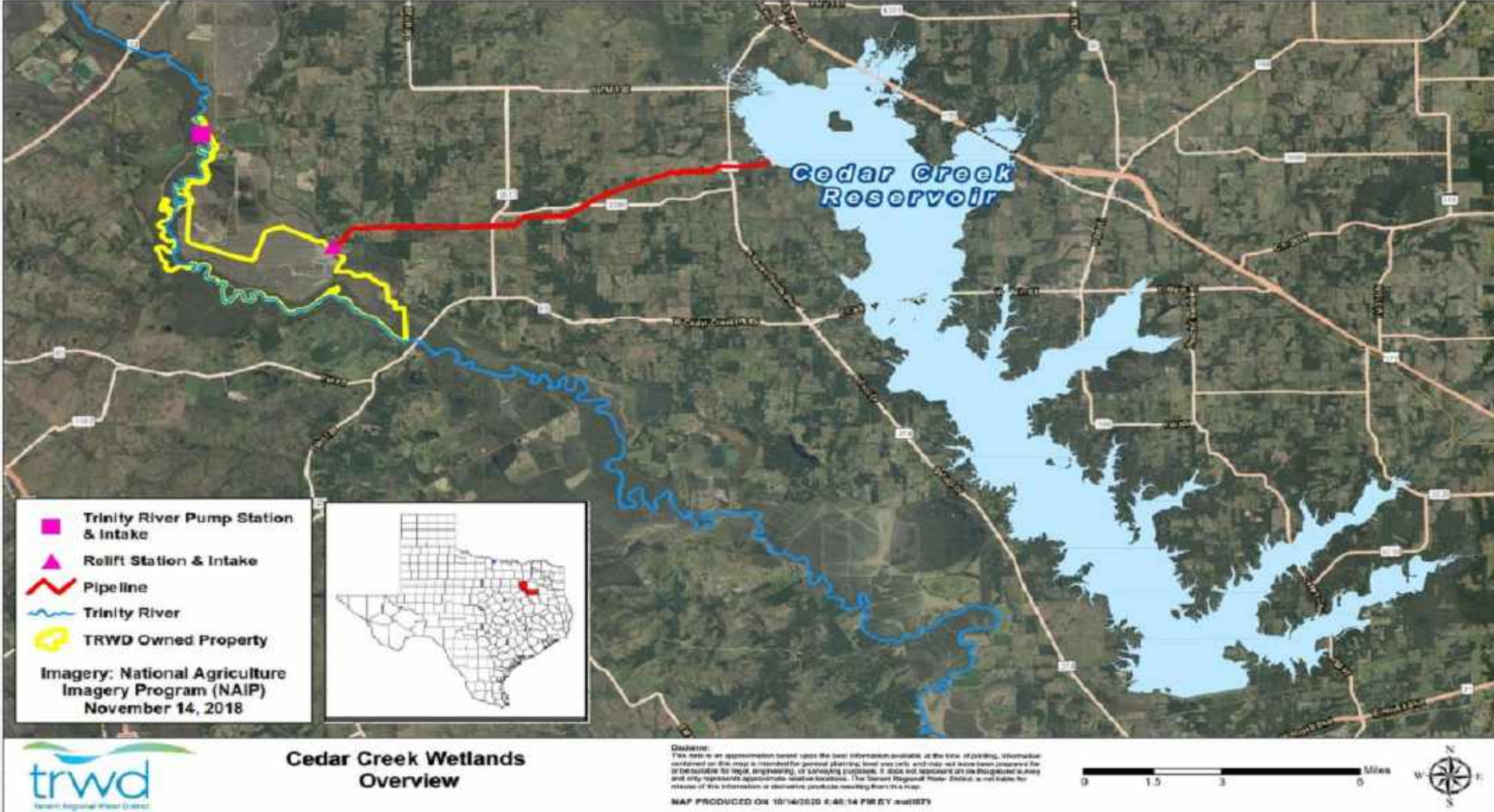
10

Consider Approval of Contract with HDR, Inc. for Engineering Services for Pipeline Design for the Cedar Creek Wetlands Project

Jason Gehrig, *Infrastructure Engineering Director*

Cedar Creek Wetlands Reuse Project

WATER SUPPLY · FLOOD PROTECTION · RECREATION



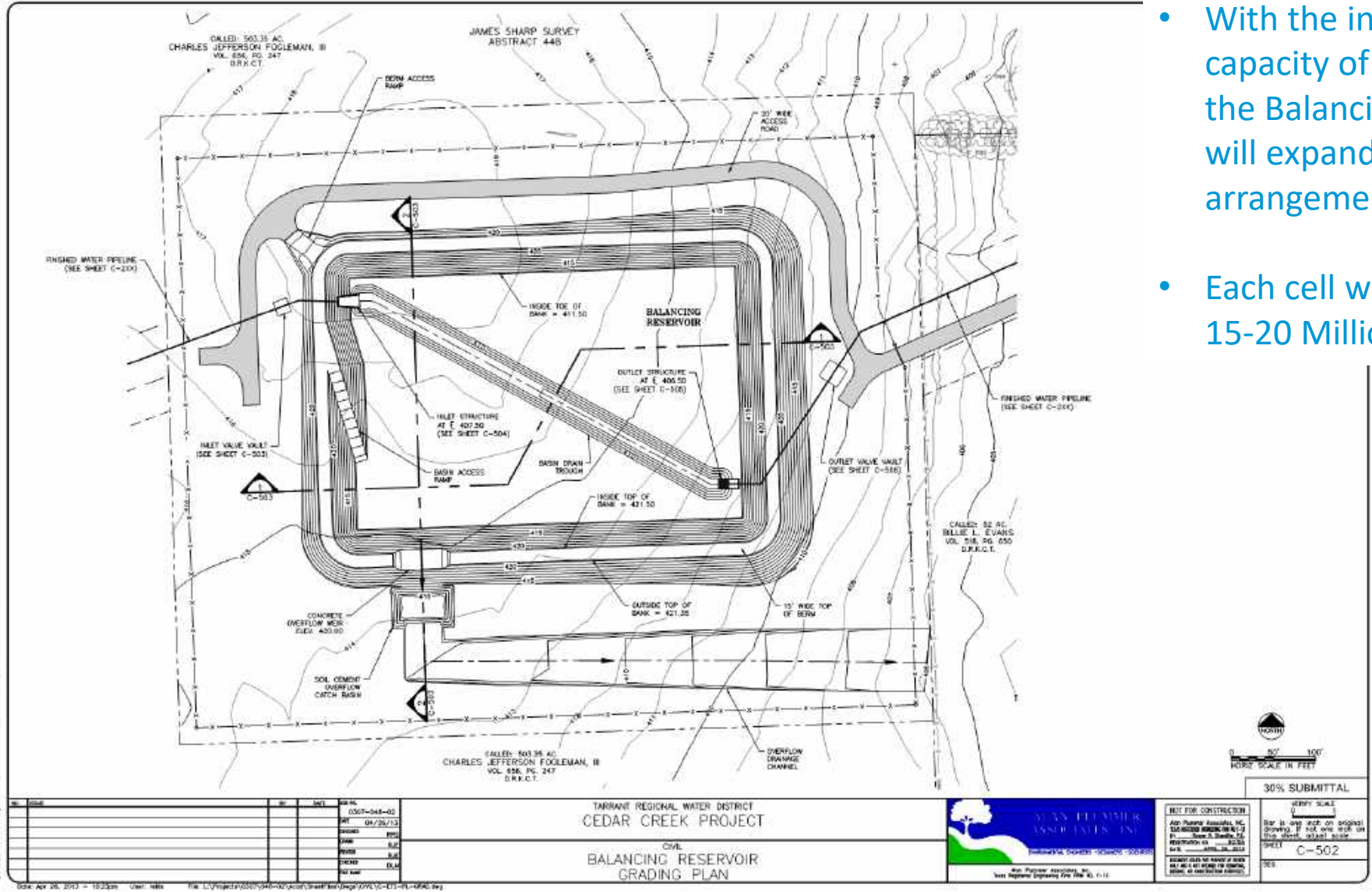
Cedar Creek Wetlands Overview

Alignment of Pipeline Infrastructure

- Raw Water Pipeline (approx. 2 miles)
- Treated Water Pipeline (approx. 10 miles)
- Balancing Reservoir
- Energy Dissipation Structure
- Outlet Structure

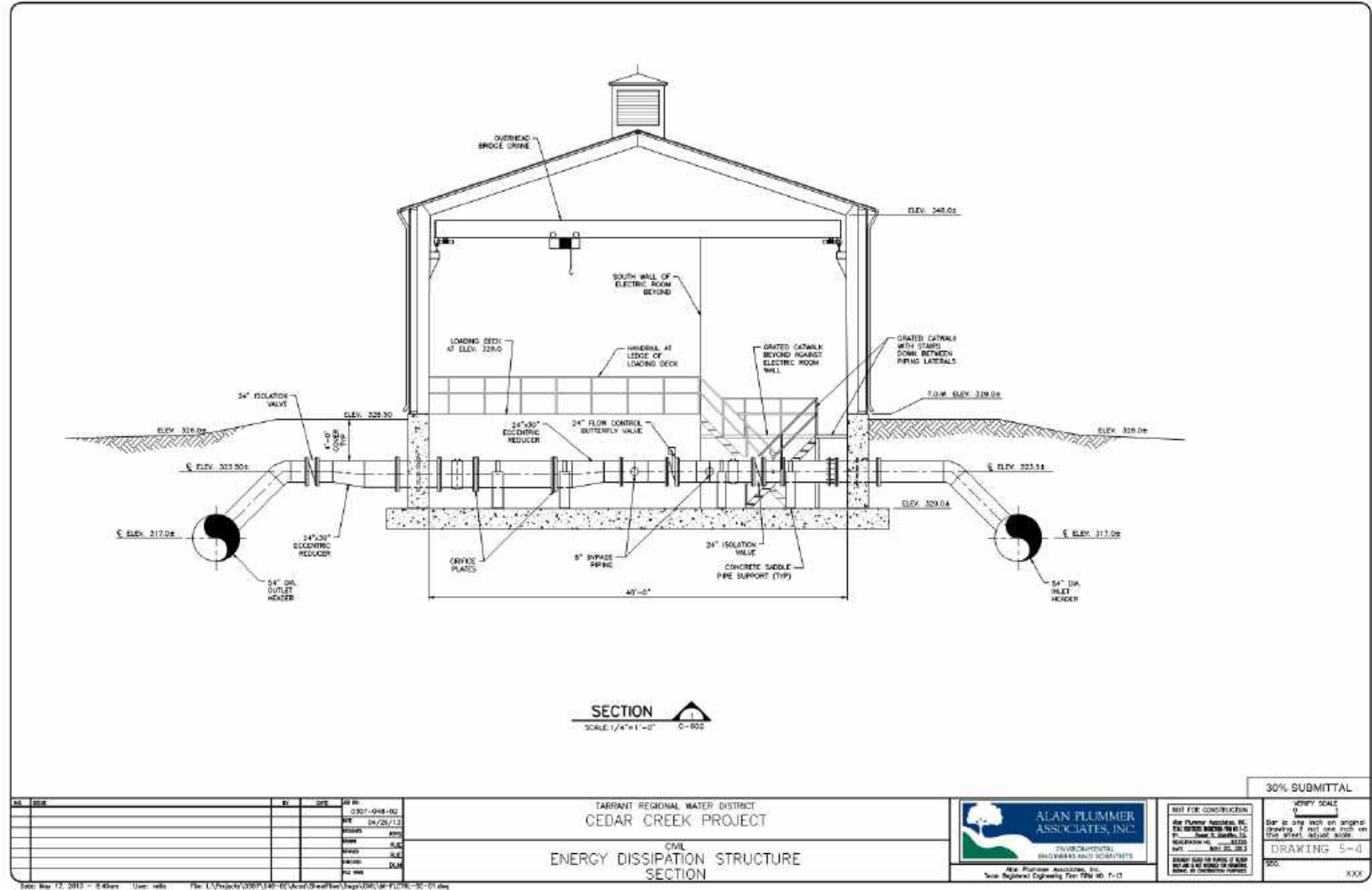


Plan View of CC Wetlands Balancing Reservoir



- With the increased capacity of the system, the Balancing Reservoir will expand to a 2-Cell arrangement.
- Each cell will be sized to 15-20 Million Gallons.

Section of CC Wetlands Energy Dissipation Structure



NO.	DATE	BY	CHKD.	DESCRIPTION
0307-0948-02				
04/26/13				

TARRANT REGIONAL WATER DISTRICT
CEDAR CREEK PROJECT

CIVIL
ENERGY DISSIPATION STRUCTURE
SECTION

ALAN PLUMMER ASSOCIATES, INC.
CIVIL ENGINEERS AND ARCHITECTS
4401 PLUMMER AVENUE, SUITE 100
DALLAS, TEXAS 75246
TEL: 972.346.1111 FAX: 972.346.1112
WWW.ALANPLUMMER.COM

30% SUBMITTAL

DATE FOR CONSTRUCTION: 04/26/13
DRAWN BY: J. B. BROWN, JR.
CHECKED BY: J. B. BROWN, JR.
SCALE: AS SHOWN

30% SUBMITTAL

COPY SCALE: 0

DATE: 04/26/13

DRAWING 5-4

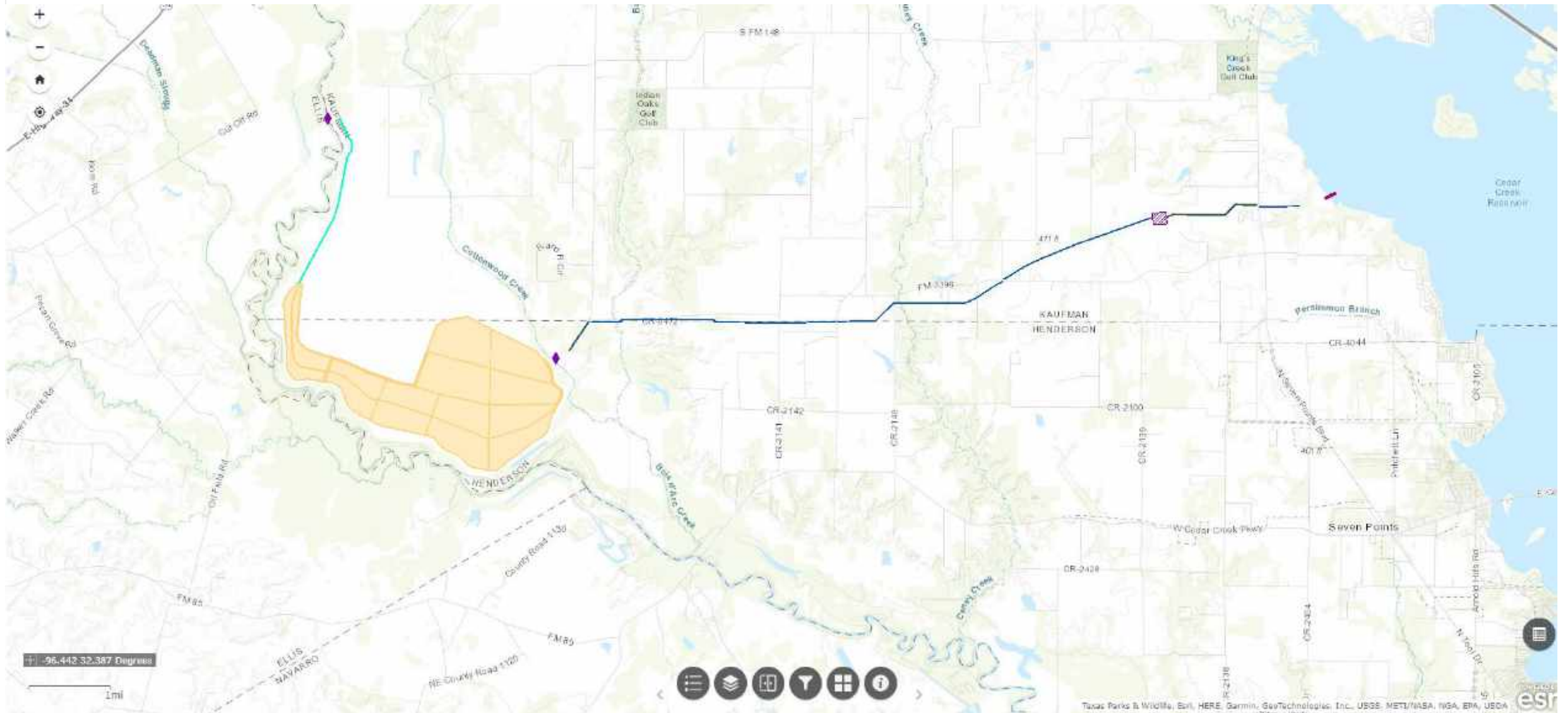
220 XXX



Plot: May 17, 2013 8:48am User: rills File: L:\Projects\2007\140-00\Drawings\EnergyDissip\ENR-FLTR-50-01.dwg

Cedar Creek Wetlands Project

WATER SUPPLY · FLOOD PROTECTION · RECREATION



11

Consider Approval of Second Amendment to the Handley Generating Station 1971 Water Supply Contract with Constellation Handley Power, LLC

Zachary Huff, Water Resources Engineering Director

Handley Generating Station (Constellation) Amendment



TRWD delivers Cedar Creek and Richland-Chambers water at the Arlington Outlet facility to maintain minimum lake elevations required at the electrical power generating station.

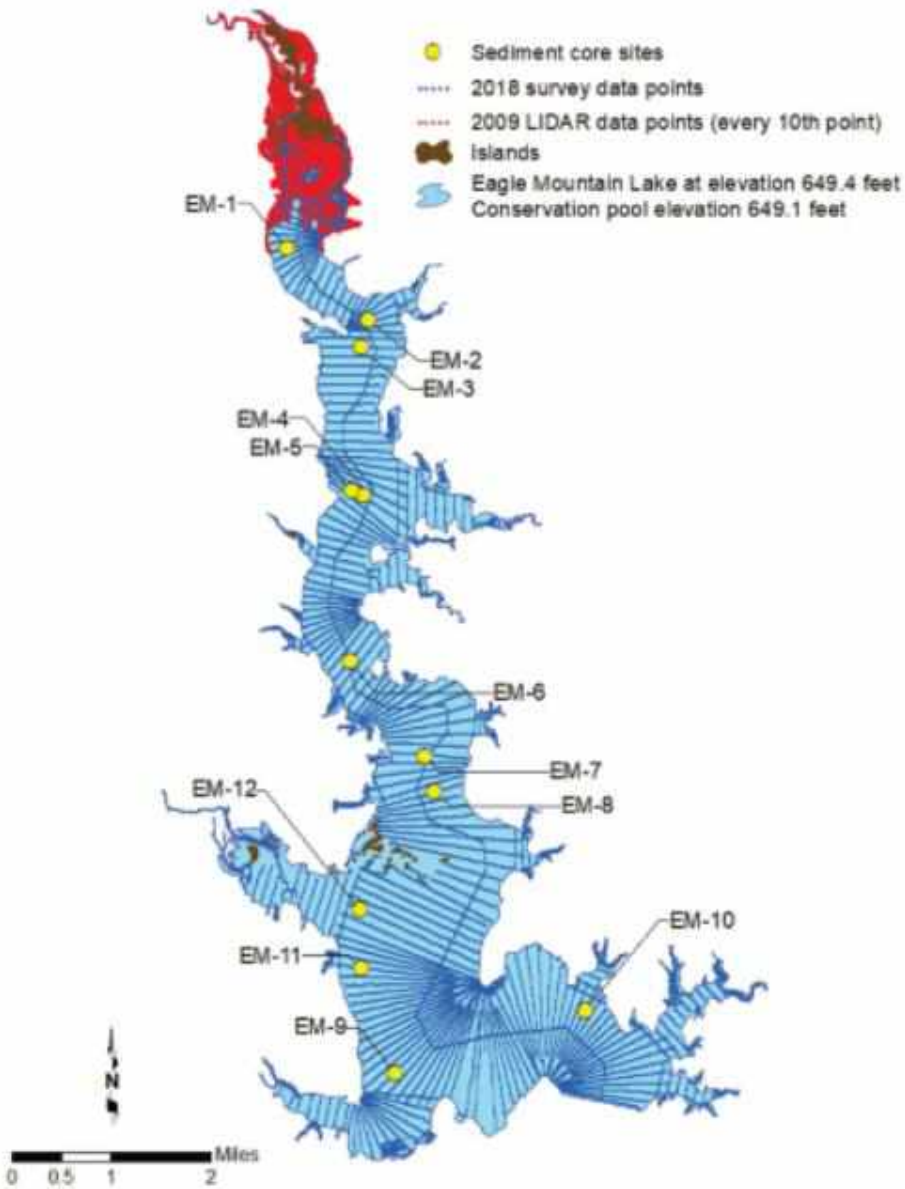
12

Consider Approval of Contract with Plummer Associates, Inc. for CE-QUAL-W2 Reservoir Model Development for Eagle Mountain Lake

Darrel Andrews, *Environmental Division Assistant Director*

Modeling Components and Utilization

WATER SUPPLY · FLOOD PROTECTION · RECREATION



Reservoir Segments
Hydrology
Stream Inflow
Meteorological
Evaporation
Withdrawals
Wastewater Discharges



Water Transfers
Water Reuse Scenarios
Wastewater Projects
Weather Cycles
Watershed Protection Efforts

13

Consider Approval of Purchase from Thompson Group for Replacement Pipe Segments for the Richland-Chambers Pipeline

Darrell Beason, *Chief Operations Officer*

90" Richland Chambers Pipe Replacement



14

Consider Approval of Contract with United Site Services for Portable Restrooms

Darrell Beason, *Chief Operations Officer*

Portable Restroom



Staff Update

Excellence in Financial Reporting Award Presentation

Sandy Newby, Chief Financial Officer



GOVERNMENT FINANCE OFFICERS ASSOCIATION
NEWS RELEASE

FOR IMMEDIATE RELEASE

11/18/2022

For more information contact:
Michele Mark Levine, Director/TSC
Phone: (312) 977-9700
Fax: (312) 977-4806
Email: mlevine@gfoa.org

(Chicago, Illinois)—Government Finance Officers Association of the United States and Canada (GFOA) has awarded the Certificate of Achievement for Excellence in Financial Reporting to **Tarrant Regional Water District** for its annual comprehensive financial report for the fiscal year ended September 30, 2021. The report has been judged by an impartial panel to meet the high standards of the program, which includes demonstrating a constructive "spirit of full disclosure" to clearly communicate its financial story and motivate potential users and user groups to read the report.

The Certificate of Achievement is the highest form of recognition in the area of governmental accounting and financial reporting, and its attainment represents a significant accomplishment by a government and its management.

The District received
the Certificate of
Achievement for
Excellence in
Financial Reporting
for the
7th
straight year in a row.



Government Finance Officers Association

Certificate of
Achievement
for Excellence
in Financial
Reporting

Presented to

**Tarrant Regional Water District
Texas**

For its Annual Comprehensive
Financial Report
For the Fiscal Year Ended

September 30, 2021

Christopher P. Morill

Executive Director/CEO

Staff Update

Transparency Star Update

Sandy Newby, Chief Financial Officer

Comptroller Transparency Star Program



Transparency Star Award Public Pensions

District Public Pensions:

- In 1997 the District changed from a Defined Benefit pension plan to a more economical defined contribution benefit plan in which the District contributes 13% of each eligible employee's base salary to a 401 retirement plan.
- Employees may make additional voluntary contributions to a 457 retirement plan.
- In 2006 the District established the Post Employment Health Care Benefit Plan, revised again in 2016 to include only employees hired on or before September 30, 2016. This plan provides health benefits to a retiring employee and their spouse if they meet the rule of 80 or 90 (different provision apply to each rule).

Transparency Star:

- The Comptroller Transparency Program highlights the need for governments to share information related to the cost of the programs they have to support employees after retirement.
- Due to the increasing cost of traditional pensions, it is important to see that a governmental entity is managing those costs with both employees and the public in mind.
- The District is well funded in all plans as seen on the Transparency site.

Transparency

- Overview
- Traditional Finances
- Contracts and Procurement
- Economic Development
- Debt Obligations
- Public Pensions**
- Contact Information

Public Pensions

Employee Retirement Plans (401 & 457)

In 1997 the District changed from a defined benefit pension plan to a more economical defined contribution benefit plan in which the District contributes **13%** of each eligible employee's base salary to a 401 retirement plan. Employees may make additional voluntary after tax contributions; however, no employees have contributed to date. Employees may also contribute after tax to a 457 retirement plan, and many choose to participate in that plan. See details of both plans below.

401 Vesting Schedule	%
Year 1	20%
Year 2	40%
Year 3	60%
Year 4	80%

401 Contribution	%
Funded Ratio	100%
Employer Contribution	13% eligible base salary

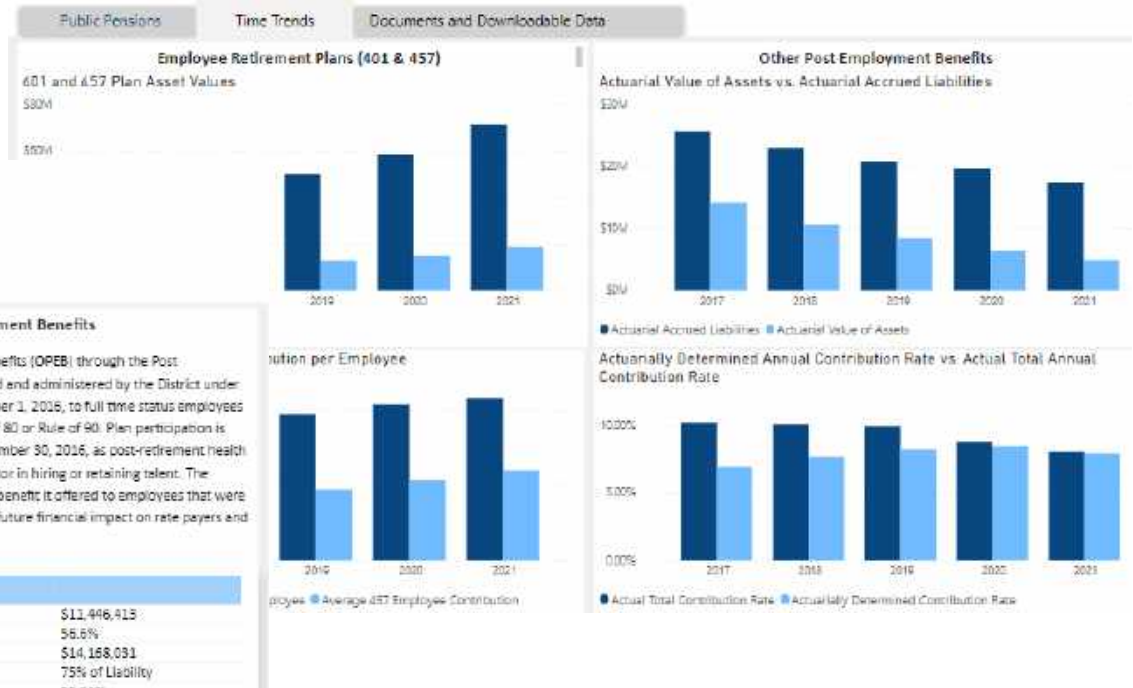
Other Information	Amount
401 Contribution Rate (% of Covered Payroll)	13%
457 Contribution Rate (% of Covered Payroll)	5%
District Contributions to 401A Retirement Plan	\$8,327,681
Employee Contributions to 457 Retirement Plan	\$1,369,706
Number of Employees that Contributed to 457 Plan	229
Number of Full Time Eligible Employees	307
Unfunded Liability	\$0

Other Post Employment Benefits

The District provides other post employment benefits (OPEB) through the Post-Employment Health Care Benefit Plan established and administered by the District under its policy effective January 1, 2006, revised October 1, 2016, to full time status employees who retire from the District and meet the Rule of 80 or Rule of 90. Plan participation is restricted to employees hired on or before September 30, 2016, as post-retirement health benefits were determined to not be a driving factor in hiring or retaining talent. The restriction ensures that the District provides the benefit it offered to employees that were hired with that benefit in place, but reduces the future financial impact on rate payers and customers.

OPEB Information	
Unfunded Actuarial Accrued Liability (UAAL)	\$11,446,413
UAAL % of Covered Payroll	56.6%
OPEB Trust Asset Value	\$14,168,031
Funded Ratio Goal	75% of Liability
Funded Ratio	55.31%
Employer Contribution	100%
Assumed Rate of Return	\$1,401,562
Amortization Period	25 years
ADC Rate (% of Covered Payroll)	6.9%
Actuarial Determined Contribution (ADC)	\$1,401,562
Actuarial Accrued Liability	\$25,614,444
Actual Contribution Rate (% of Covered Payroll)	10.2%
Actual Contribution	\$2,063,672
1, 3, 10-year rates	N/A

[Link to Public Pension Search](#)



File Name	File Type
Downloadable Data for Pension and OPEB.xlsx	xlsx
FY2017 Financial Annual Report.pdf	pdf
FY2018 Financial Annual Report.pdf	pdf
FY2019 Financial Annual Report.pdf	pdf
FY2020 Annual Financial Report.pdf	pdf
FY2021 Annual Financial Report.pdf	pdf
OPEB Actuarial Financial Report FY2017.pdf	pdf
OPEB Actuarial Financial Report FY2018.pdf	pdf
OPEB Actuarial Financial Report FY2019.pdf	pdf
OPEB Actuarial Financial Report FY2020.pdf	pdf
OPEB Actuarial Financial Report FY2021.pdf	pdf
OPEB Actuarial Valuation 12-31-2011.pdf	pdf
OPEB Actuarial Valuation 12-31-2013.pdf	pdf
OPEB Actuarial Valuation 12-31-2015.pdf	pdf
OPEB Actuarial Valuation 12-31-2017.pdf	pdf
OPEB Actuarial Valuation 12-31-2019.pdf	pdf
OPEB Actuarial Valuation 12-31-2021.pdf	pdf

Transparency Star Award Public Pensions

Public Pension Transparency website information includes:

- Actual contributions for the District's defined contribution plan (401) and employee contribution plan (457)
- Actual contributions for the Districts Post Employment Health Care Benefit Plan
- Actuarial Determined Liabilities for the Districts Post Employment Health Care Benefit Plan
- 5 Year Trend Graphs for:
 - 401 and 457 Contributions
 - 401 and 457 Plan Asset Values
 - Post Employment Health Care Contribution Rates
 - Post Employment Health Care Plan Trust Asset Values vs Plan Liability
- Documents related to District Pension Plans listed above

Transparency Star Awards Special Districts

Entity Name	Entity Type	Traditional Finances	Contracts & Procurement	Economic Development	Public Pensions	Debt Obligations
Bandera County River Authority & Groundwater District	SPD	★ View site				
Barton Springs/Edwards Aquifer Conservation District	SPD	★ View site				
Corpus Christi Regional Transportation Authority	SPD	★ View site				
Denton County Transportation Authority	SPD	★ View site				
El Paso County ESD #2	SPD	★ View site				
Fort Bend County MUD No. 47	SPD	★ View site				
Guadalupe-Blanco River Authority	SPD	★ View site				
Harris County Appraisal District	SPD	★ View site				
Harris County Department of Education	SPD	★ View site	★ View site			★ View site
Hidalgo County Regional Mobility Authority	SPD	★ View site				★ View site
Metropolitan Transit Authority of Harris County	SPD	★ View site			★ View site	★ View site
Montgomery County Hospital District	SPD	★ View site				
North Texas Municipal Water District	SPD	★ View site				★ View site
North Texas Tollway Authority	SPD	★ View site				★ View site
Port of Houston Authority	SPD	★ View site			★ View site	★ View site
San Antonio River Authority	SPD	★ View site				★ View site
Tarrant Regional Water District	SPD	★ View site	★ View site	★ View site	★	★ View site
Travis County Emergency Services District No. 2	SPD	★ View site				

★ Once it is official, we will be the only SPD with 5 stars

Staff Update

Exflow Permit Update

Woody Frossard, *Environmental Director*

Staff Update


Water Resources Update

Rachel Ickert, *Chief Water Resources Officer*

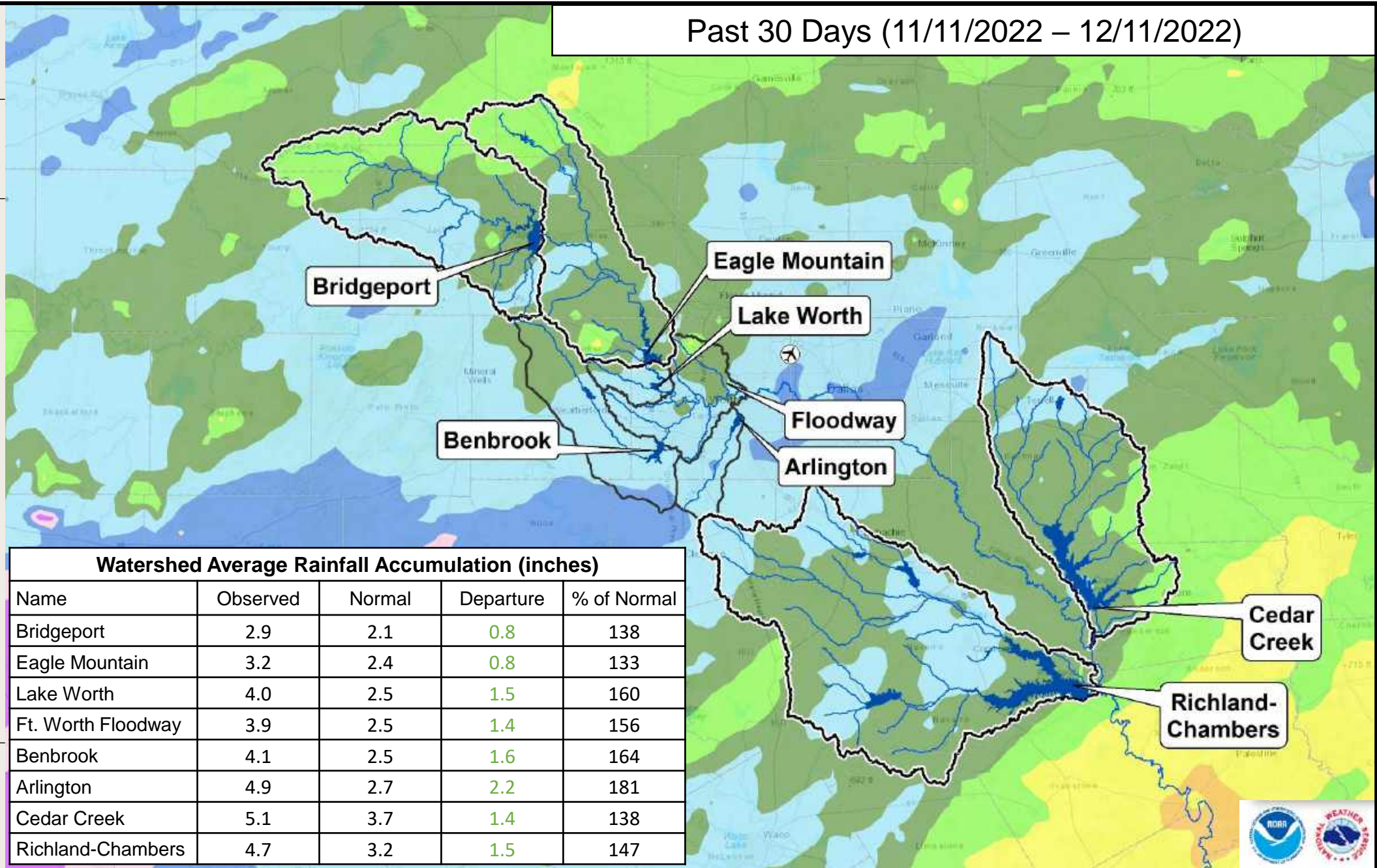
Percent of Normal Rainfall



LEGEND



Past 30 Days (11/11/2022 – 12/11/2022)



Watershed Average Rainfall Accumulation (inches)				
Name	Observed	Normal	Departure	% of Normal
Bridgeport	2.9	2.1	0.8	138
Eagle Mountain	3.2	2.4	0.8	133
Lake Worth	4.0	2.5	1.5	160
Ft. Worth Floodway	3.9	2.5	1.4	156
Benbrook	4.1	2.5	1.6	164
Arlington	4.9	2.7	2.2	181
Cedar Creek	5.1	3.7	1.4	138
Richland-Chambers	4.7	3.2	1.5	147

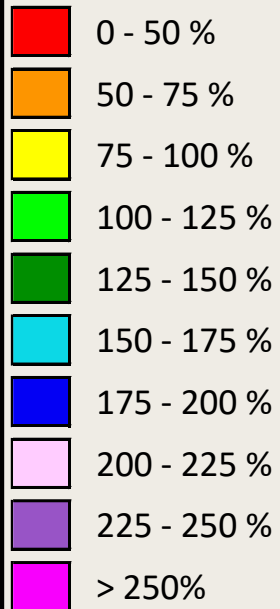
Precipitation totals are obtained from NOAA's NWS. The totals displayed are estimated by the WGRFC. The data is processed and displayed using ESRI ArcGIS.



Percent of Normal Rainfall

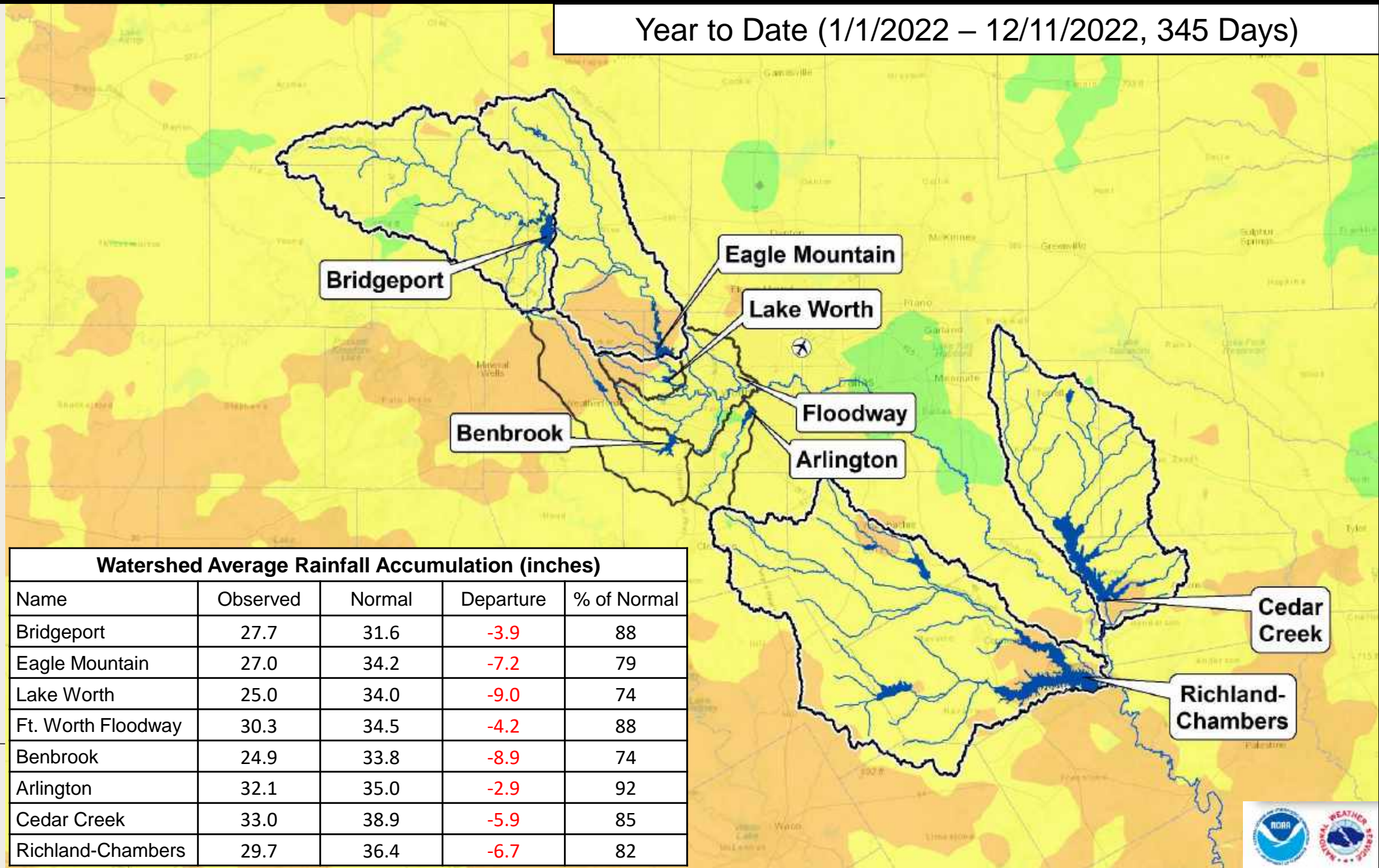


LEGEND



Precipitation totals are obtained from NOAA's NWS. The totals displayed are estimated by the WGRFC. The data is processed and displayed using ESRI ArcGIS.

Year to Date (1/1/2022 – 12/11/2022, 345 Days)

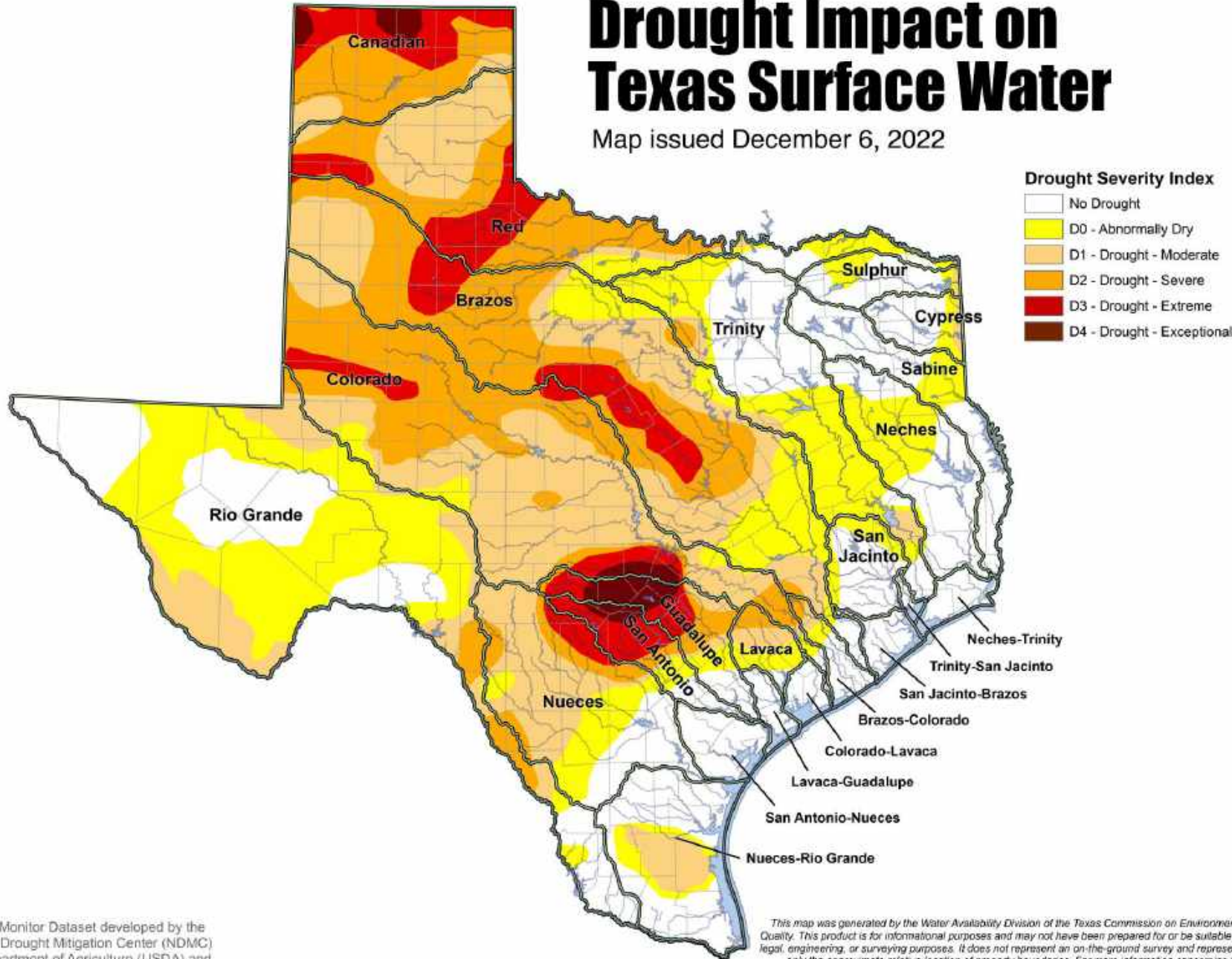


Watershed Average Rainfall Accumulation (inches)				
Name	Observed	Normal	Departure	% of Normal
Bridgeport	27.7	31.6	-3.9	88
Eagle Mountain	27.0	34.2	-7.2	79
Lake Worth	25.0	34.0	-9.0	74
Ft. Worth Floodway	30.3	34.5	-4.2	88
Benbrook	24.9	33.8	-8.9	74
Arlington	32.1	35.0	-2.9	92
Cedar Creek	33.0	38.9	-5.9	85
Richland-Chambers	29.7	36.4	-6.7	82



Drought Impact on Texas Surface Water

Map issued December 6, 2022

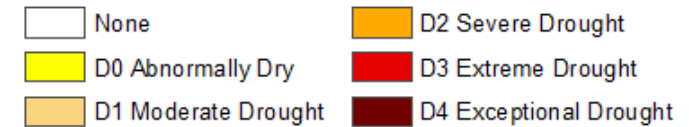


December 6, 2022
 (Released Thursday, Dec. 8, 2022)
 Valid 7 a.m. EST

Drought Conditions (Percent Area)

	None	D0-D4	D1-D4	D2-D4	D3-D4	D4
Current	25.79	74.21	52.44	29.26	9.23	1.39
Last Week <i>11-29-2022</i>	25.86	74.14	51.97	29.26	9.23	1.39
3 Months Ago <i>09-06-2022</i>	20.57	79.43	62.32	33.57	9.26	0.90
Start of Calendar Year <i>01-04-2022</i>	7.58	92.42	79.83	54.25	16.69	0.00
Start of Water Year <i>09-27-2022</i>	14.96	85.04	61.36	31.61	8.82	1.06
One Year Ago <i>12-07-2021</i>	18.80	81.20	55.01	20.05	0.14	0.00

Intensity:



The Drought Monitor focuses on broad-scale conditions. Local conditions may vary. For more information on the Drought Monitor, go to <https://droughtmonitor.unl.edu/About.aspx>

Author:

David Simeral
 Western Regional Climate Center

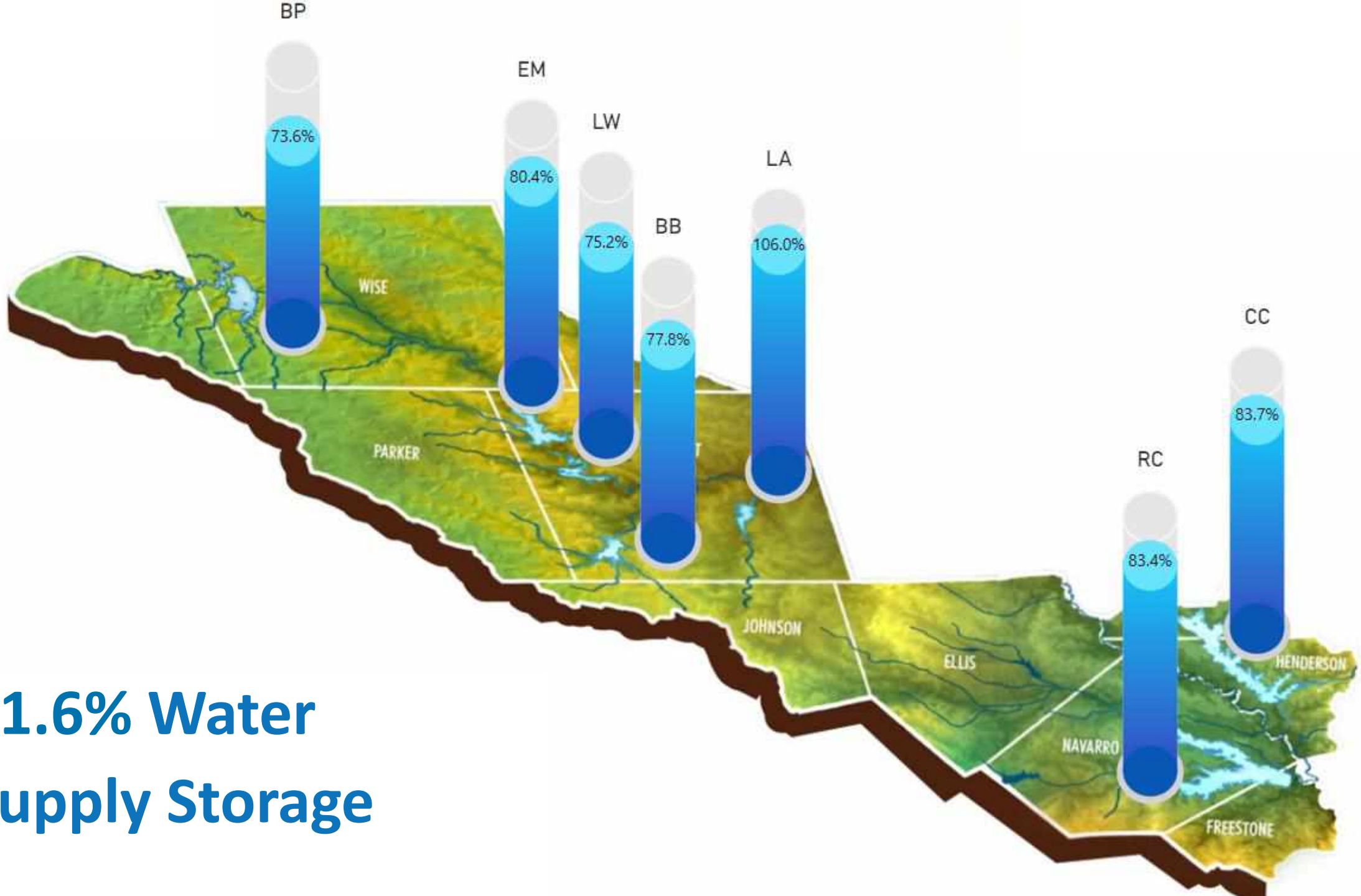
Drought Monitor Dataset developed by the National Drought Mitigation Center (NDMC), U.S. Department of Agriculture (USDA) and National Oceanic & Atmospheric Administration (NOAA)

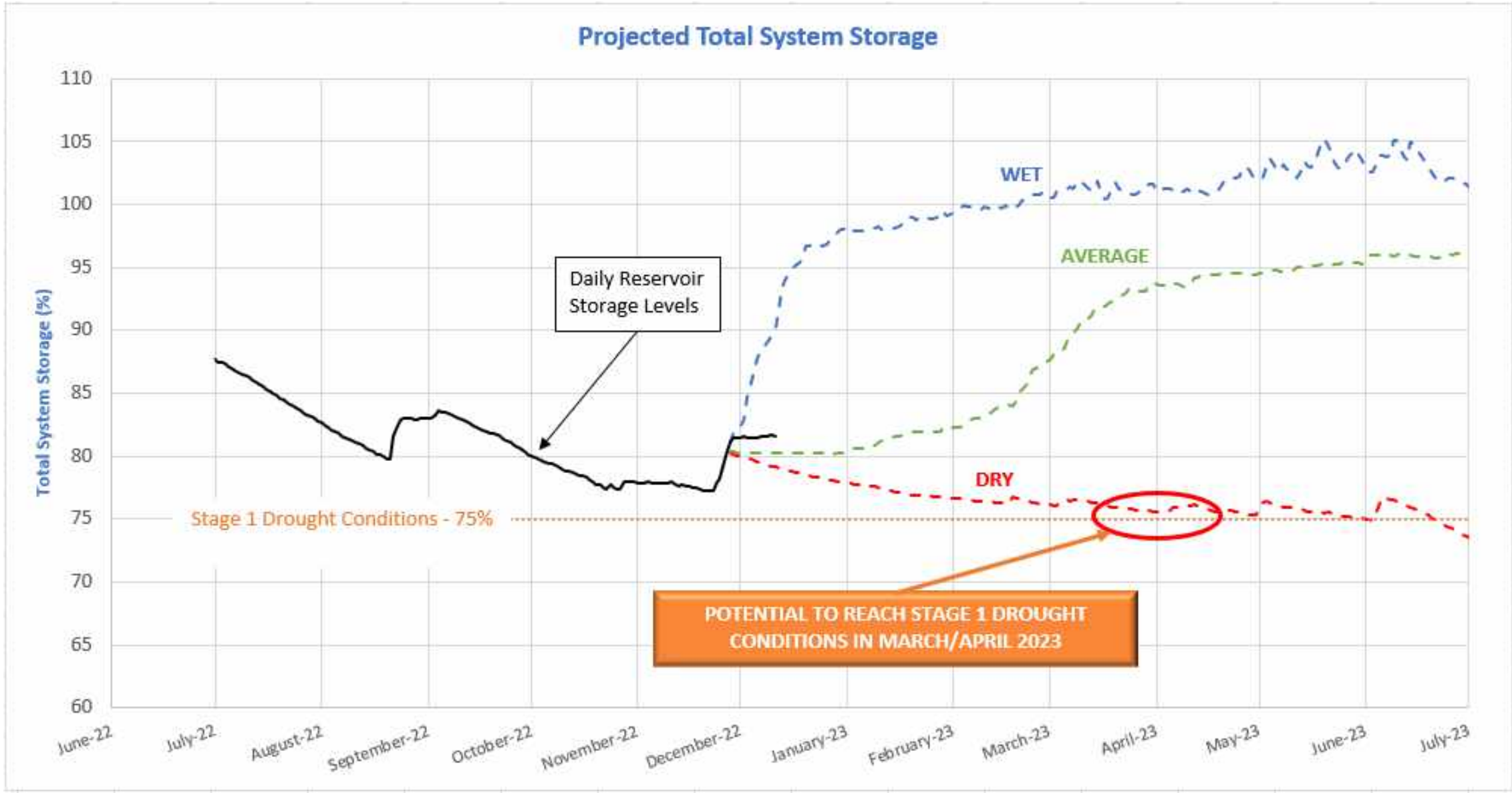
This map was generated by the Water Availability Division of the Texas Commission on Environmental Quality. This product is for informational purposes and may not have been prepared for or be suitable for legal, engineering, or surveying purposes. It does not represent an on-the-ground survey and represents only the approximate relative location of property boundaries. For more information concerning this map, contact the Water Availability Division at (512)239-4600.



droughtmonitor.unl.edu

81.6% Water Supply Storage





Rainfall Forecast



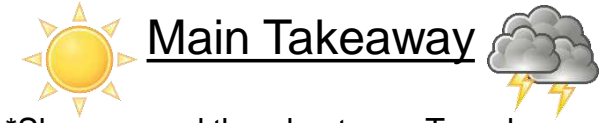
LEGEND

- 0.01 - 0.1 inches
- 0.1 - 0.25 inches
- 0.25 - 0.5 inches
- 0.5 - 1 inches
- 1 - 1.5 inches
- 1.5 - 2 inches
- 2 - 3 inches
- 3 - 4 inches
- 4 - 5 inches
- 5 - 6 inches
- 6 - 8 inches
- 8 - 10 inches
- 10 - 15 inches
- 15 - 20 inches
- 20 - 30 inches
- > 30 inches

Precipitation forecast is obtained from NOAA's NWS and provided by the Weather Prediction Center (WPC). The data is processed and displayed using USACE Met-Vue software

Note on QPF - QPFs depict the amount of liquid precipitation expected to fall during a specified time period in the future. Because precipitation can vary significantly over short distances, QPFs are reported as the expected "areal average" on a 20-kilometer (12.4 mile) grid. Several factors contribute to QPF estimates, including the current state of the atmosphere, modeled pressure systems, satellite trends, and manual adjustments made by forecasters.

13DEC2022 (TUE) - 17DEC2022 (SAT) Duration: 5 Days



Main Takeaway

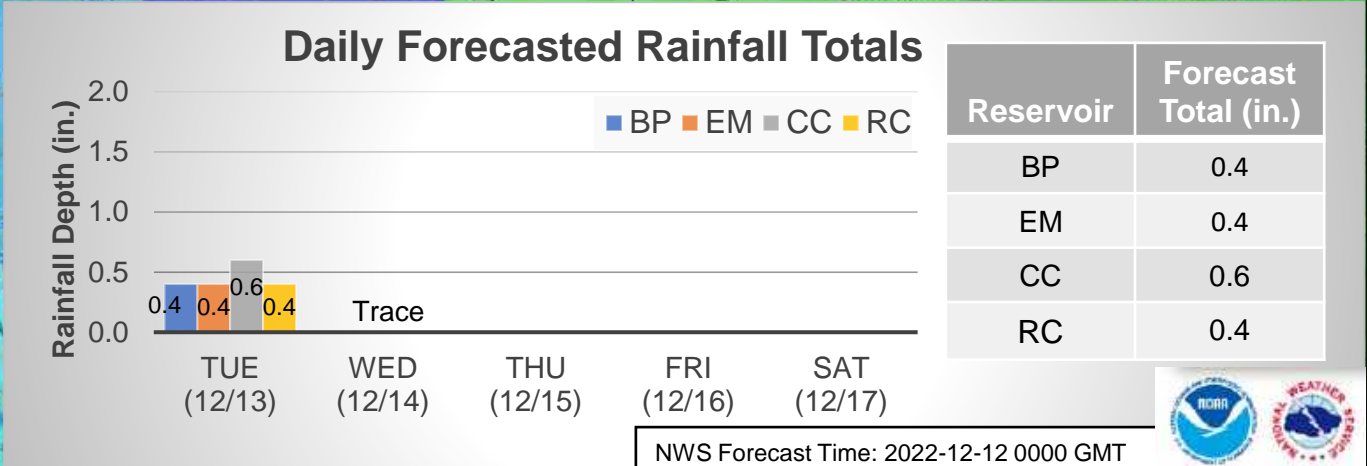
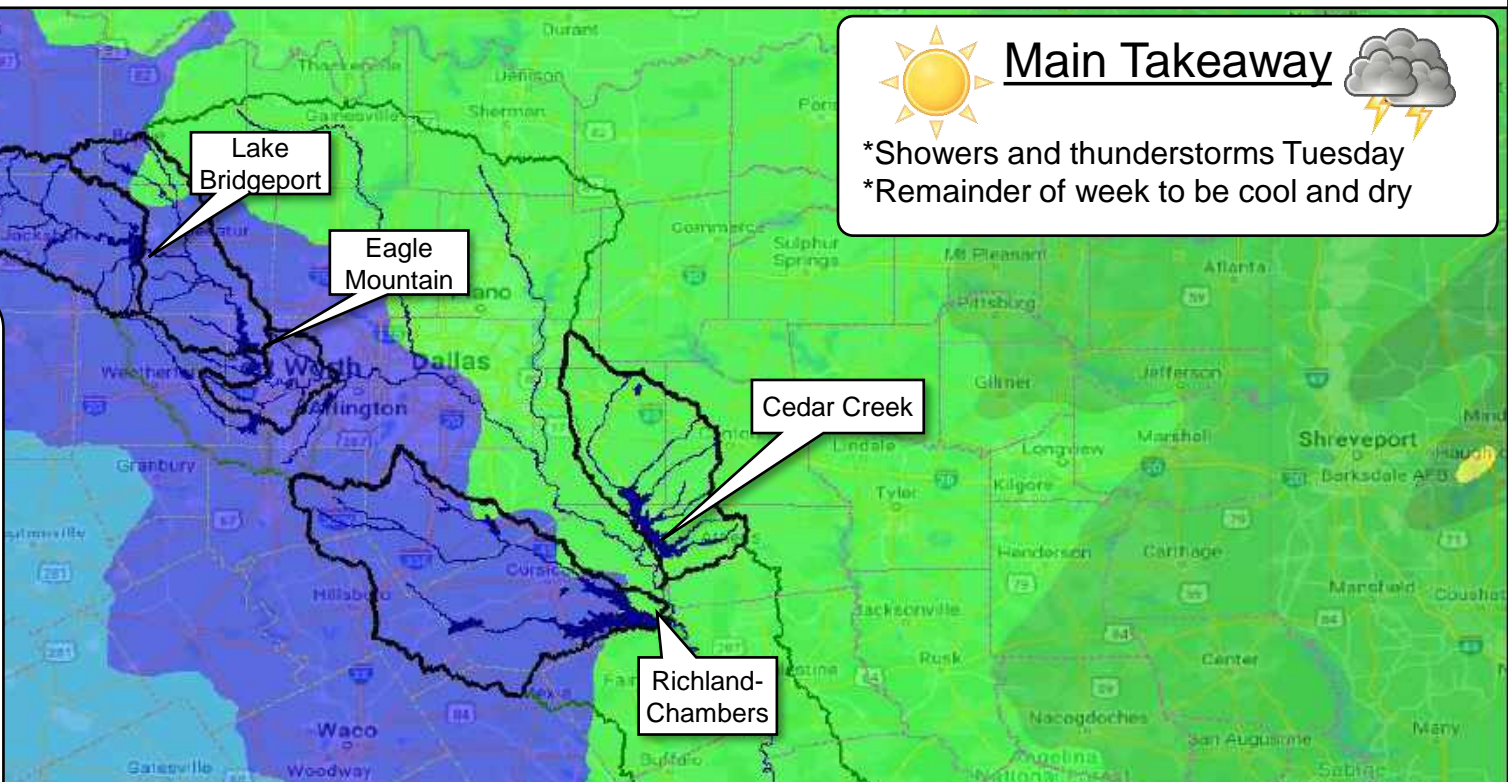
- *Showers and thunderstorms Tuesday
- *Remainder of week to be cool and dry

8 to 14 Day Outlook

Below normal temperatures and near normal rainfall.
(Dec 19– Dec 25)

Temperature

Precipitation





16

Executive Session

17

Discussion of Mid-Term Vacancy on TRWD Board of Directors and Potential Action to Address Same

Stephen Tatum, *General Counsel*

18

Consider Election of New Board Secretary

Stephen Tatum, *General Counsel*



19

Future Agenda Items



20

**Next Board Meeting
January 17, 2023 at 9:00 AM**





21

Adjourn v