

BOARD OF DIRECTORS MEETING

May 17, 2022



PLEDGE OF ALLEGIANCE

I pledge allegiance to the flag of the United States of America, and to the republic for which it stands, one nation under God, indivisible, with liberty and justice for all.



PLEDGE OF ALLEGIANCE TO THE TEXAS FLAG

Honor the Texas flag; I pledge allegiance to thee, Texas, one state under God, one and indivisible.



2

Public Comment



3

Consider Approval of the Minutes from the Meeting Held on April 19, 2022





4

Consider Approval of Texas Water Development Board SWIFT Application for TRWD (Dallas Project) Contract Revenue Bonds

Sandy Newby, Chief Financial Officer

5

Consider Approval of Purchase from Thompson Group for Replacement Pipe Segments Used During Pipe Failures

Darrell Beason, *Chief Operations Officer*



WATER SUPPLY · FLOOD PROTECTION · RECREATION



WATER SUPPLY · FLOOD PROTECTION · RECREATION



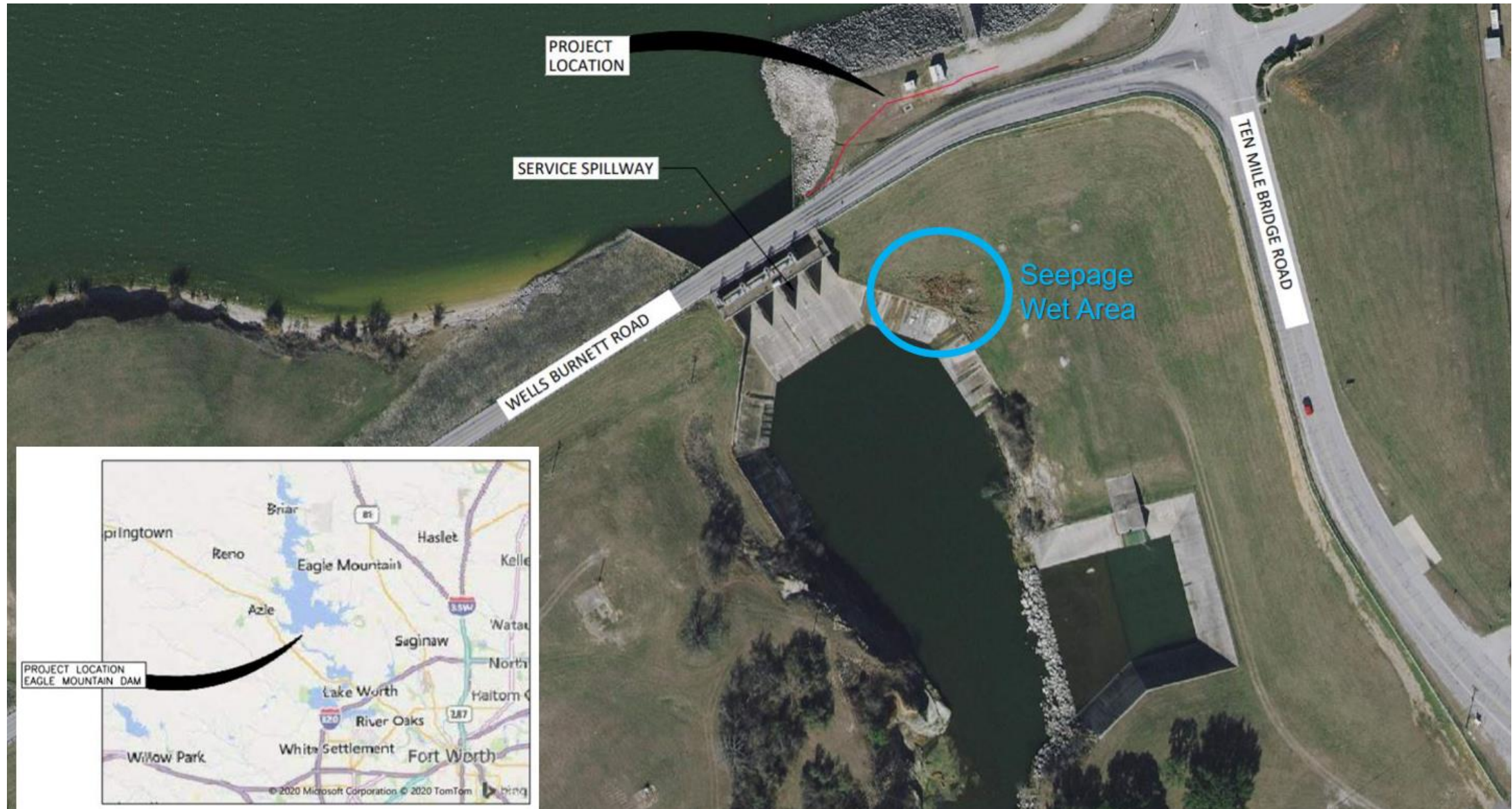


6

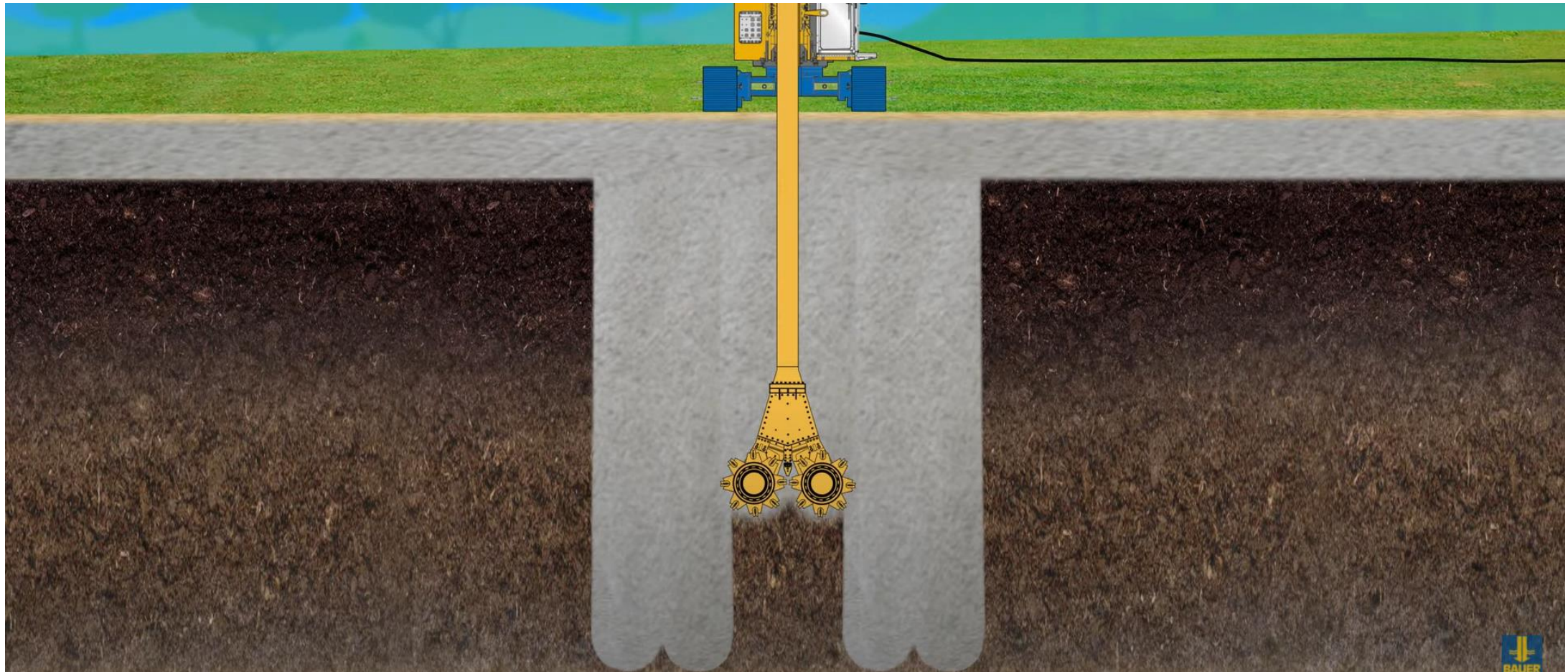
Consider Approval of Change in Calculation of Retainage for Contract with Bauer Foundation Corporation for Eagle Mountain Dam Side Channel Spillway Seepage Remediation

Jason Gehrig, Infrastructure Engineering Director

Eagle Mountain Spillway Dam Seepage Remediation




Eagle Mountain Dam Side Channel Spillway Seepage Remediation



Eagle Mountain Dam Side Channel Spillway Seepage Remediation



Eagle Mountain Dam Side Channel Spillway Seepage Remediation



Eagle Mountain Dam Side Channel Spillway Seepage Remediation



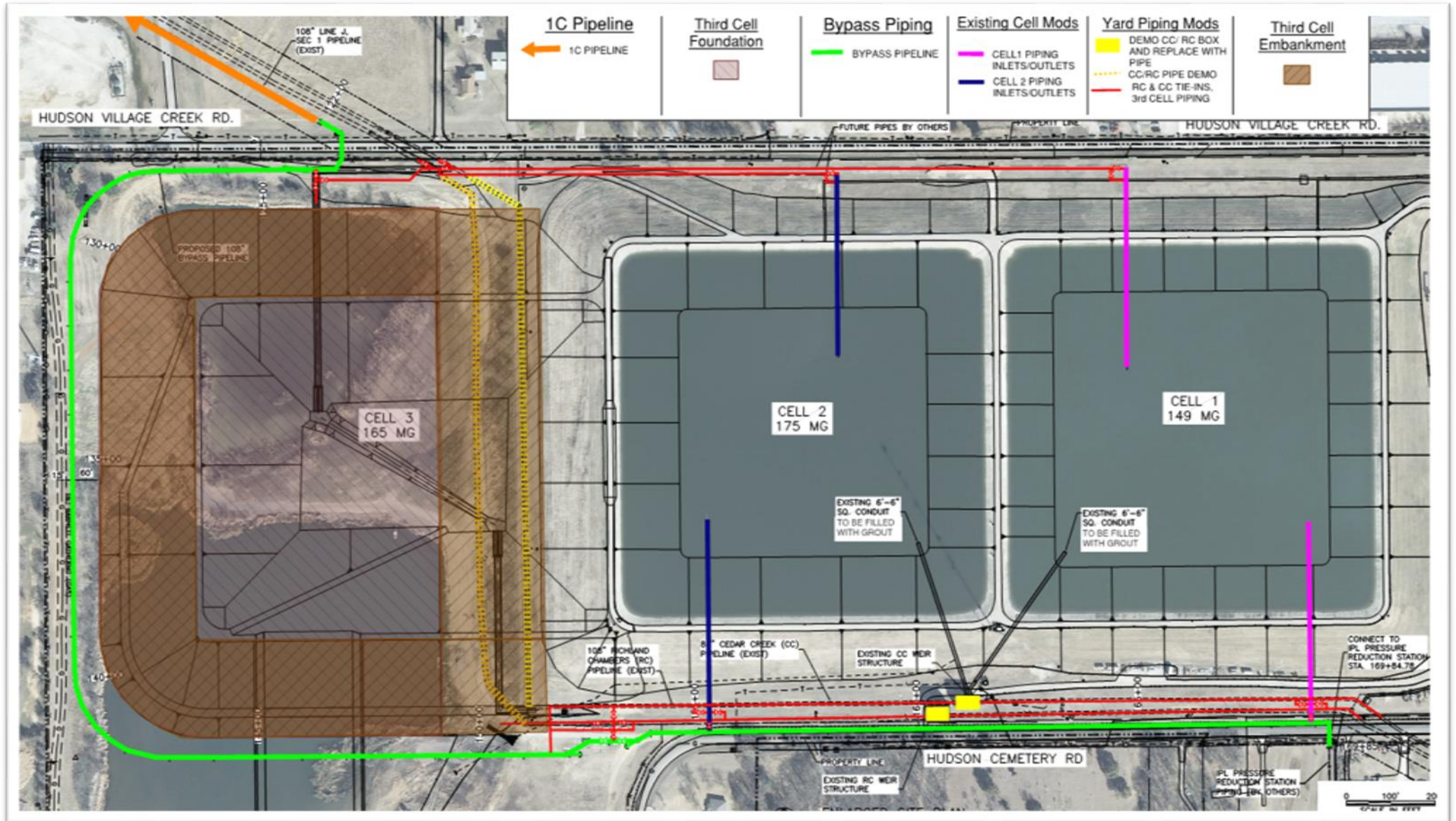


7

Consider Approval of Credit Change Order with BAR Constructors, Inc. for the Kennedale Balancing Reservoir Yard Piping, Inlet and Outlet Modifications Project

Jason Gehrig, *Infrastructure Engineering Director*

Kennedale Balancing Reservoir Yard Piping, Inlet and Outlet Modifications



Kennedale Balancing Reservoir Yard Piping, Inlet and Outlet Modifications



Flange Class	108" Valve Flange Thickness (in)	108" Valve Flange Weight (lbs)
D	3.375	2,892.50
E	5.500	4,713.80

8

Consider Approval and Adoption of the Following Proposed Board Policy to be Effective June 1, 2022: Liability Insurance and Indemnification Policy

Lisa Cabrera, Chief Human Resources Officer

Staff Update

General Manager Update

Dan Buhman, *General Manager*

Staff Update

Board Policy Update

Lisa Cabrera, Chief Human Resources Officer

TRWD Policy Review Process

Step One: Board Governance Policies

Step Two: Board-Adopted Policies

Step Three: Administrative Procedures

Goals & Objectives

- Framework
 - Good governance
 - Generally-accepted practices
- Transparency
- Efficiency

Step 1: Board Governance Policies

Sept. 21, 2021

Proposed Board Governance Policies
presented to the Board

Oct. 19, 2021

Board Governance Policies adopted by
the Board

Step 1: Board Governance Policies

- Articulated the role, duties, and responsibilities of the Board
- Articulated the duties and responsibilities of Board officers
- Provided a framework for Board meetings and agendas
- Addressed the role of Board Committees
- Set forth the Board policymaking process
- Provided the standards of conduct and ethical obligations of Directors

Step 1: Board Governance Policies

- Delegated certain authority to the General Manager
- Outlined the duties and responsibilities of the General Manager
- Addressed the structure for use of legal counsel, including internal and external legal counsel
- Provided the framework for auditors and audit reporting, including the internal audit function and external auditors

Step 2: Board Adopted Policies

1. Financial Policies
2. Operations Policies
3. Employment Policies
4. Public Information Policies
5. Liability and Indemnification Policy

Step 2: Board Adopted Policies

Nov. 16, 2021

Proposed Board-adopted Financial and Public Information Policies

Dec. 14, 2021

Financial and Public Information Policies adopted by Board

- 101 – Budget Policy
- 102 – General Fund Reserve Policy
- 103 – Investment Policy
- 104 – Arbitrage Policy
- 105 – Capital Asset Policy
- 106 – OPEB Funding Policy
- 401 – Records Management Policy
- 402 – Public Information Policy

Step 2: Board Adopted Policies

Dec. 14, 2021

Proposed Board-adopted Employment Policies

Jan. 18, 2022

Employment Policies adopted by Board

- 301 – Employment Practices
- 302 – Employee Standards of Conduct and Code of Ethics

Step 2: Board Adopted Policies

Feb. 15, 2022

Proposed Board-adopted Operations Policies

Mar. 22, 2022

Operations Policies adopted by Board

- 201 – Purchasing and Procurement Policy
- 202 – Fair Opportunities Purchasing and Contracting Policy

Apr. 19, 2022

Proposed Board-adopted Liability and Indemnification Policy

May 17, 2022

Liability and Indemnification Policy submitted for Board vote to adopt

Step 2: Board Adopted Policies

- Transparency
 - Proposed policies publicly-posted and presented a month before the Board's adoption
 - Public comment at two different Board meetings
 - Public had opportunity to provide written comments
 - All policies are now publicly-posted on the TRWD website
 - Policies set forth framework regarding the information and updates TRWD administration provides to the Board

Step 2: Board Adopted Policies

- Framework – good governance/best practices
 - Legal compliance review
 - Generally-accepted practices identified and incorporated
 - In many instances, Board policies exceed legal requirements

Examples:

- Board-adopted employment policies (Employment Practices and Employee Standards of Conduct)
- Nepotism and romantic relationships policies

Step 3: Administrative Procedures

- Current work of TRWD administration and staff
- Will incorporate and address all directives in Board Governance Policies and Board-adopted policies

Staff Update

Internal Audit Update

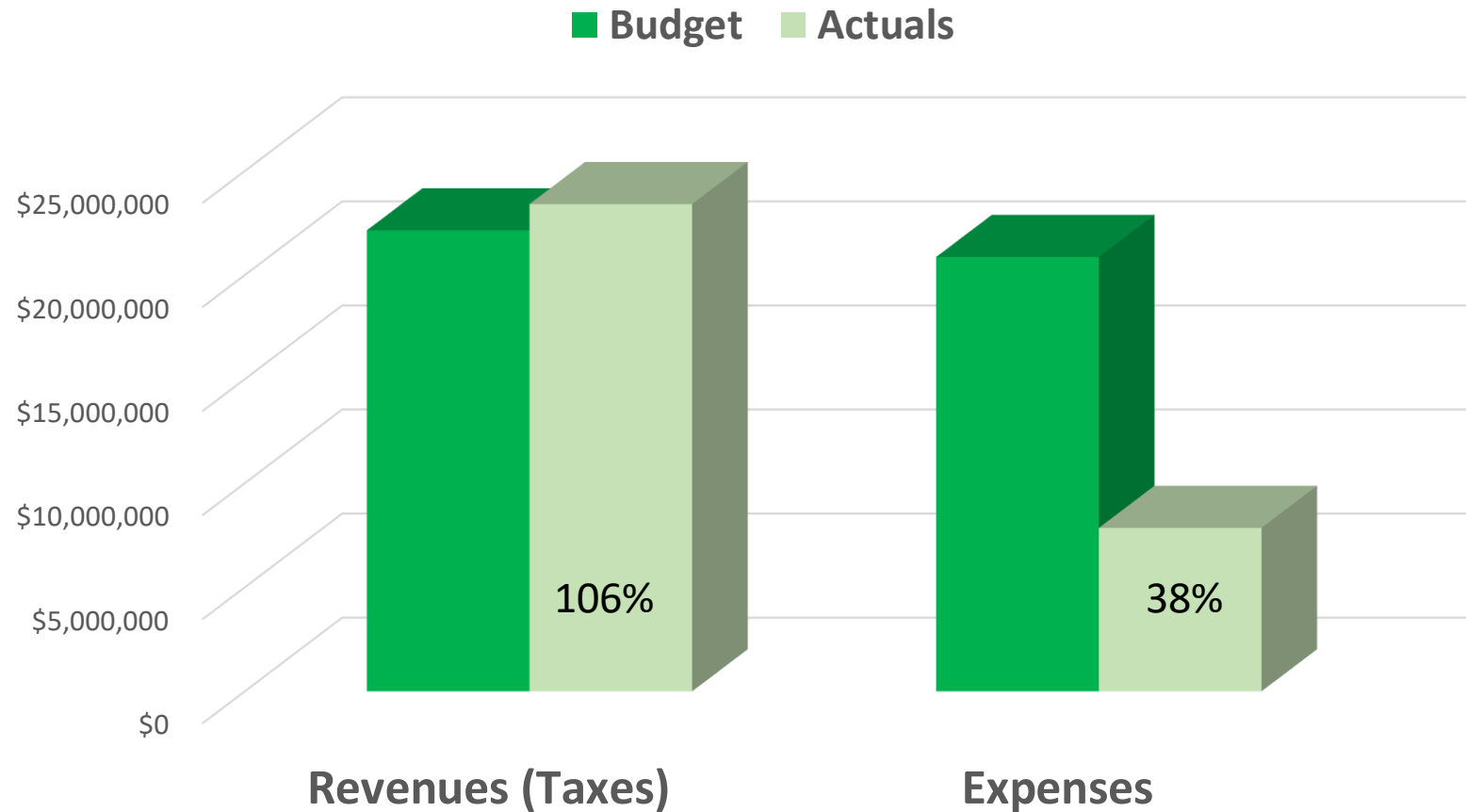
Megan Cowan, *Internal Audit Manager*

Staff Update

Quarterly Financial Update
Sandy Newby, *Chief Financial Officer*

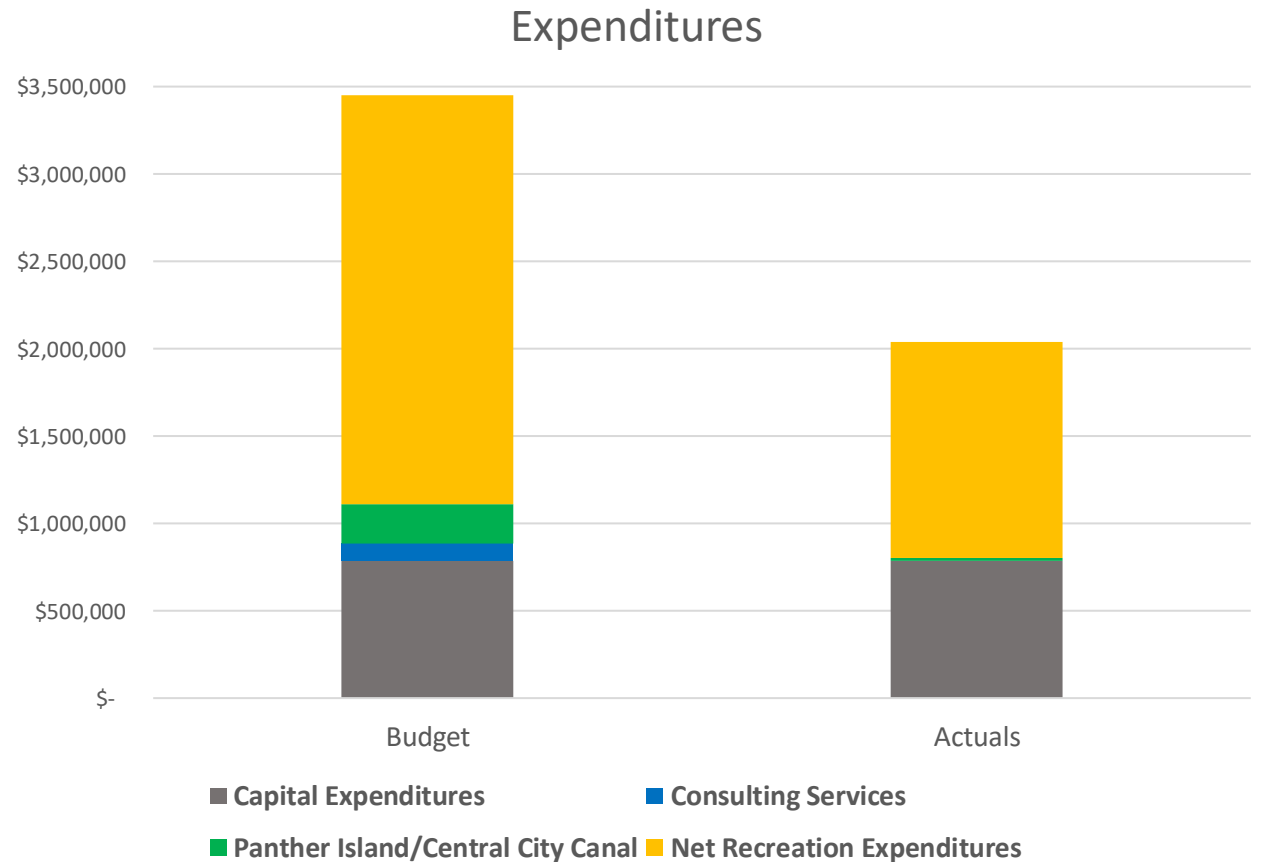
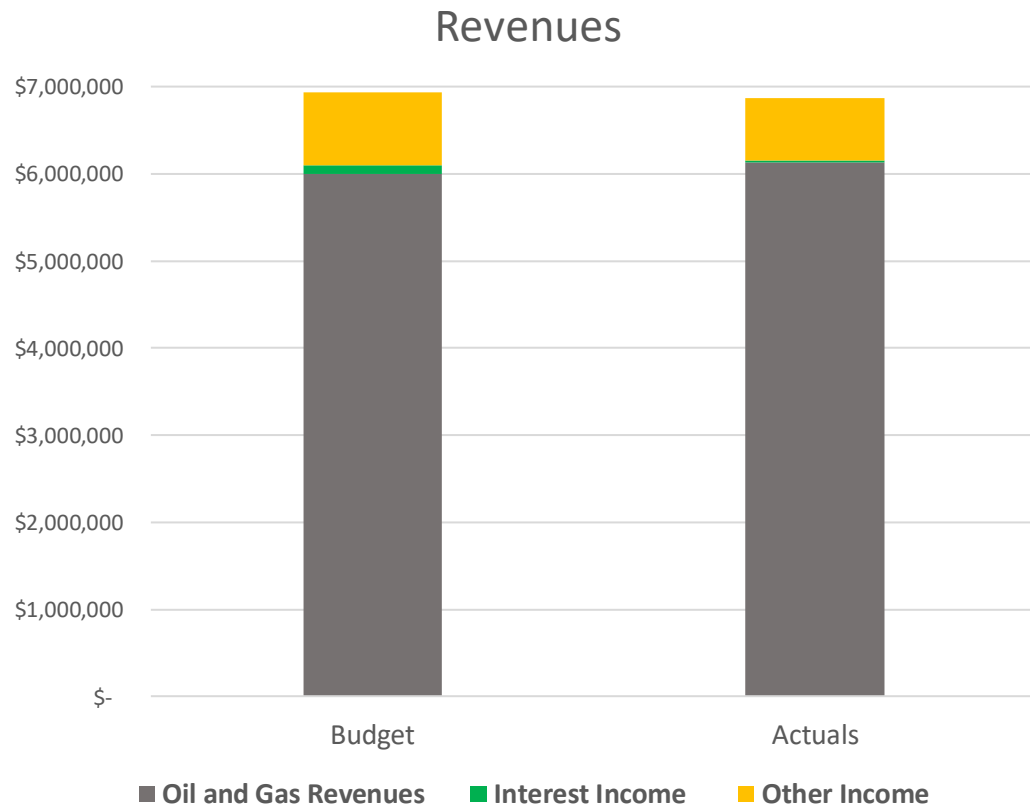
General Fund

FY22 Quarterly Update as of 3/31/21



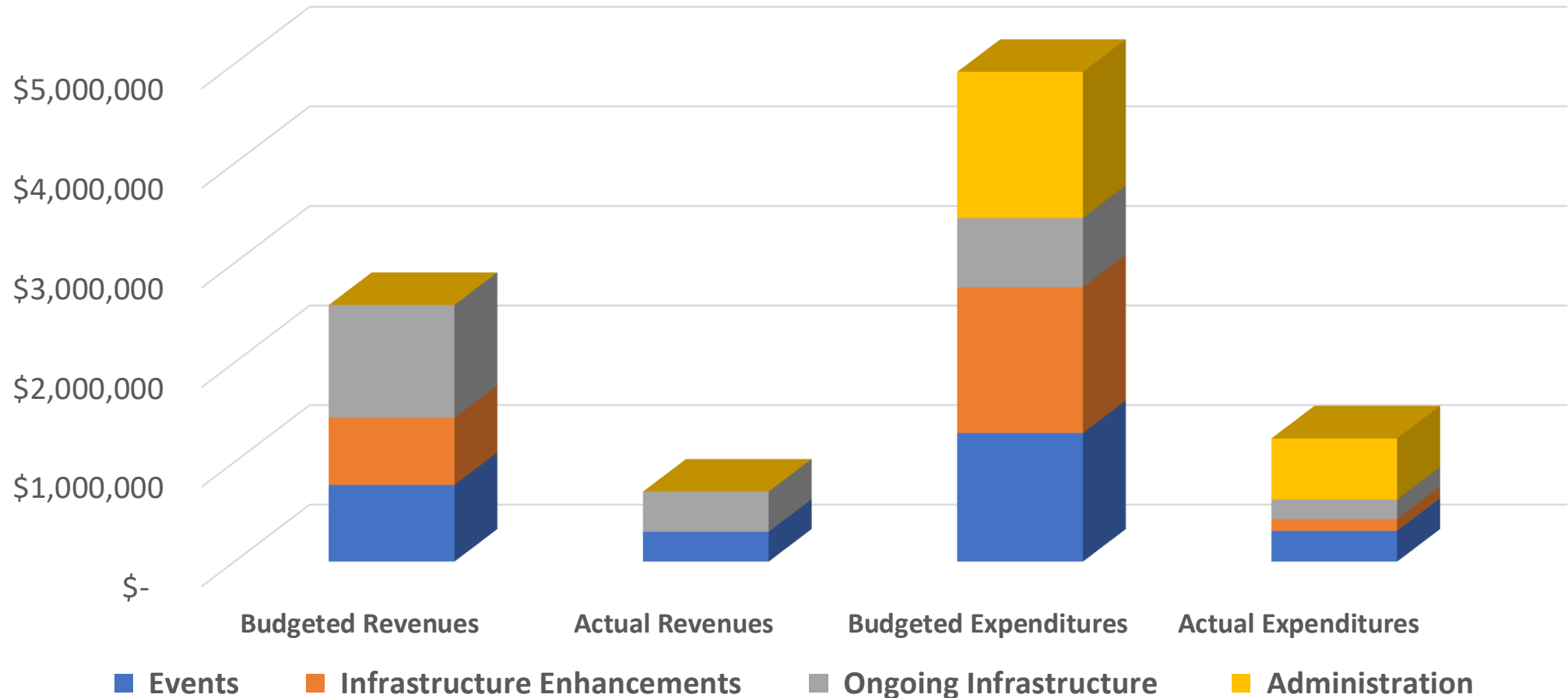
Special Projects/Contingency Fund

FY22 Quarterly Update as of 3/31/22



Recreation

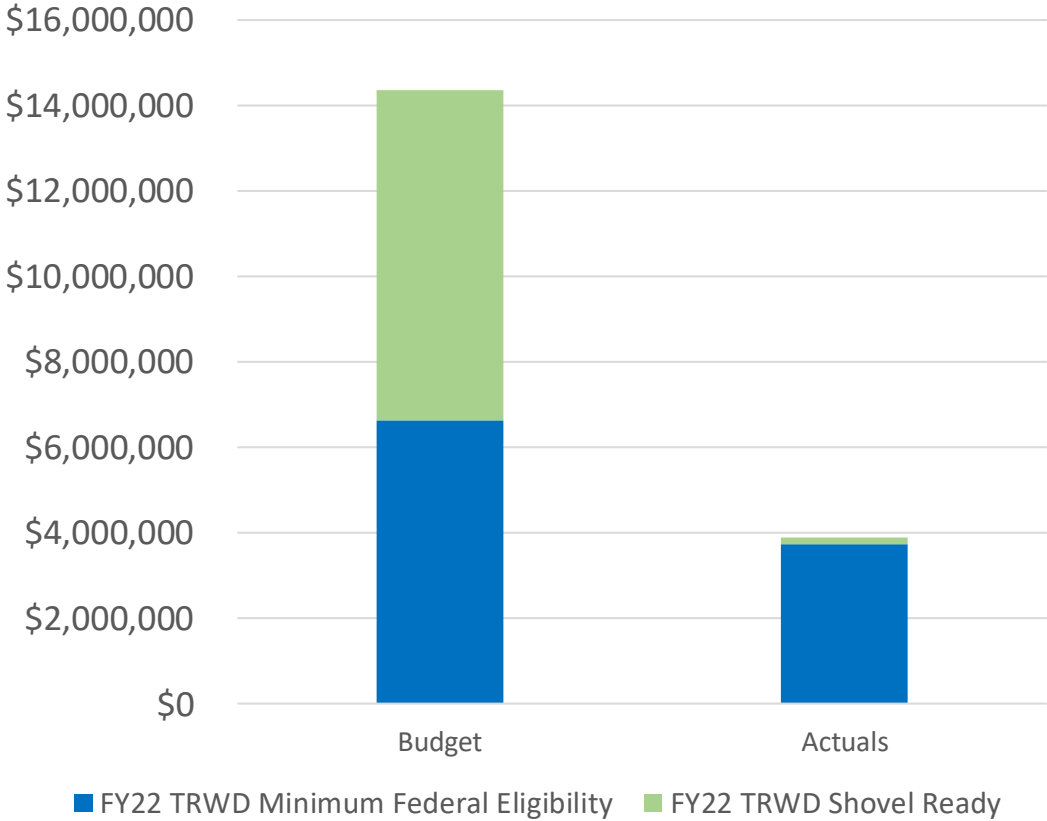
FY22 Quarterly Update as of 3/31/22



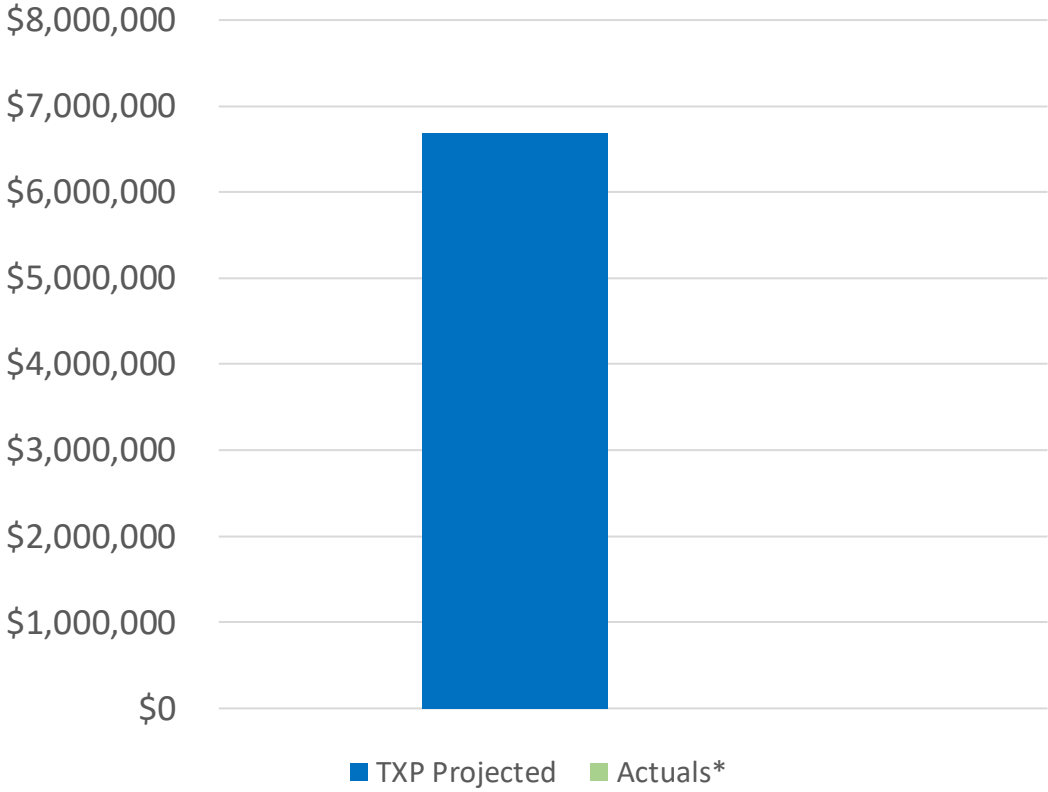
Central City

FY22 Quarterly Update as of 3/31/22

FY22 TRWD Local Expenditures



FY22 TIF Revenues

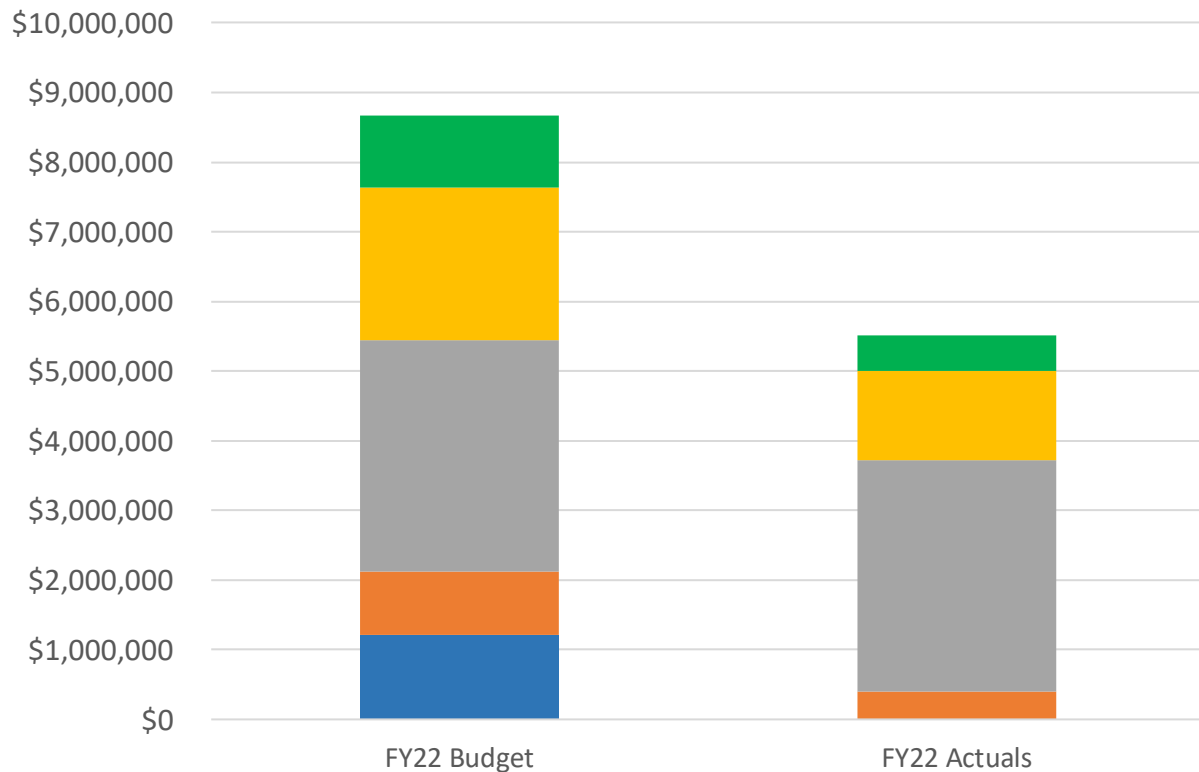


*TIF 9/9a Invoices were sent out in April for \$7.2 million.

Revenue Fund

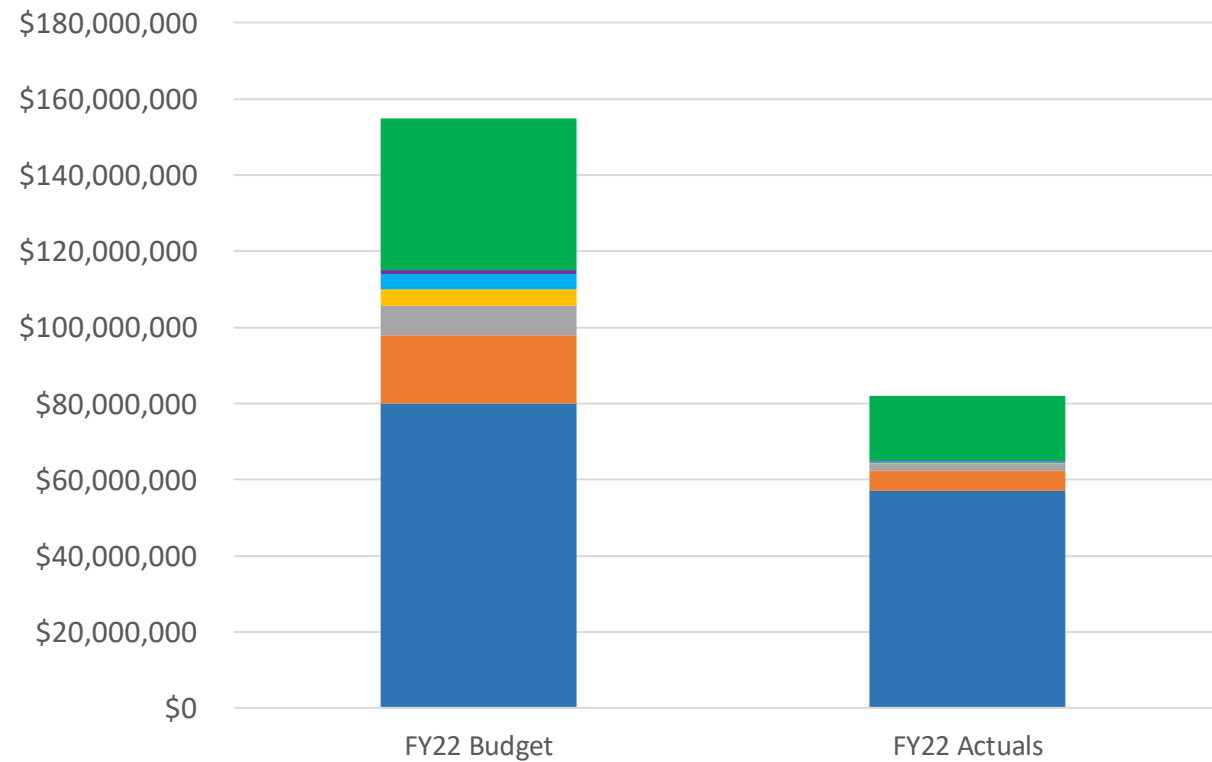
FY22 Quarterly Update as of 3/31/22

Other Revenues



- Contributions
- Interest Income
- Excess Reserves
- Dallas Water Utilities
- Other Income

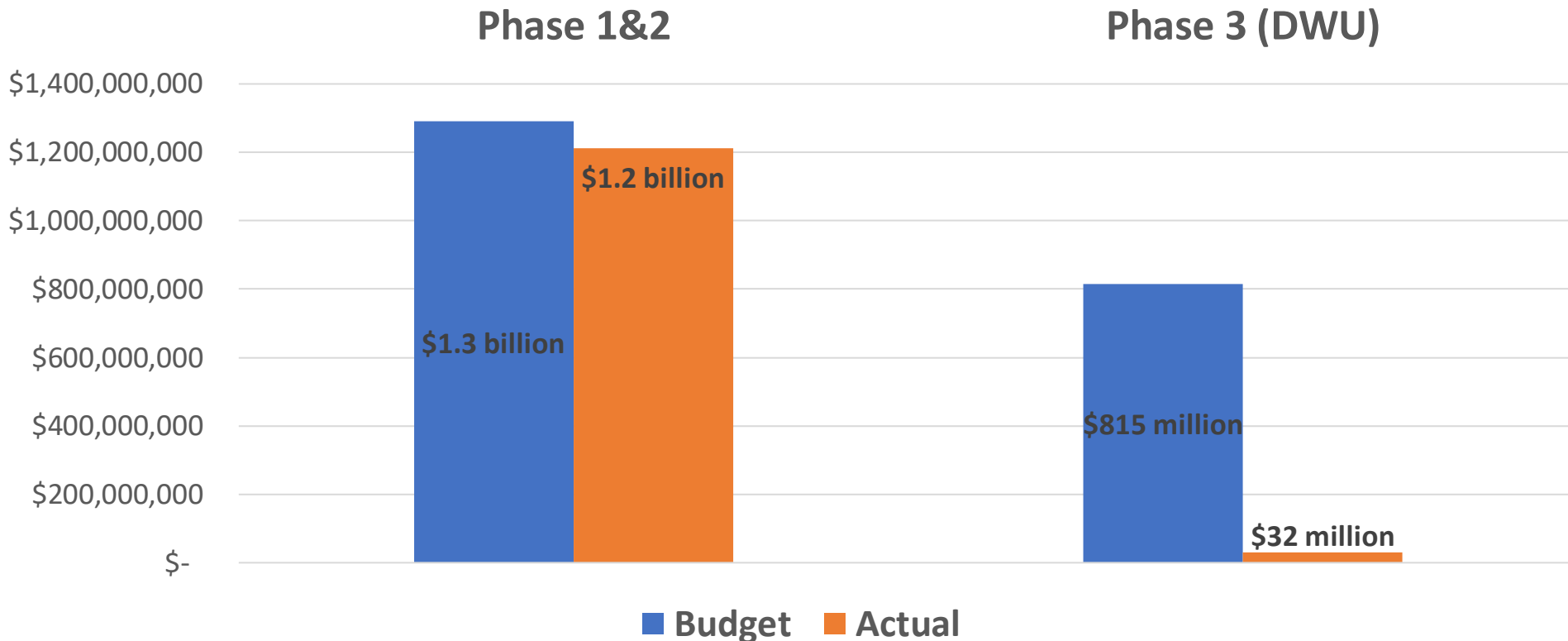
Expenditures



- Debt Service
- Pumping Power
- Maintenance
- System Improvements
- Watershed Protection and Environmental
- Support Services
- Capital

IPL Project

FY22 Quarterly Update as of 3/31/22



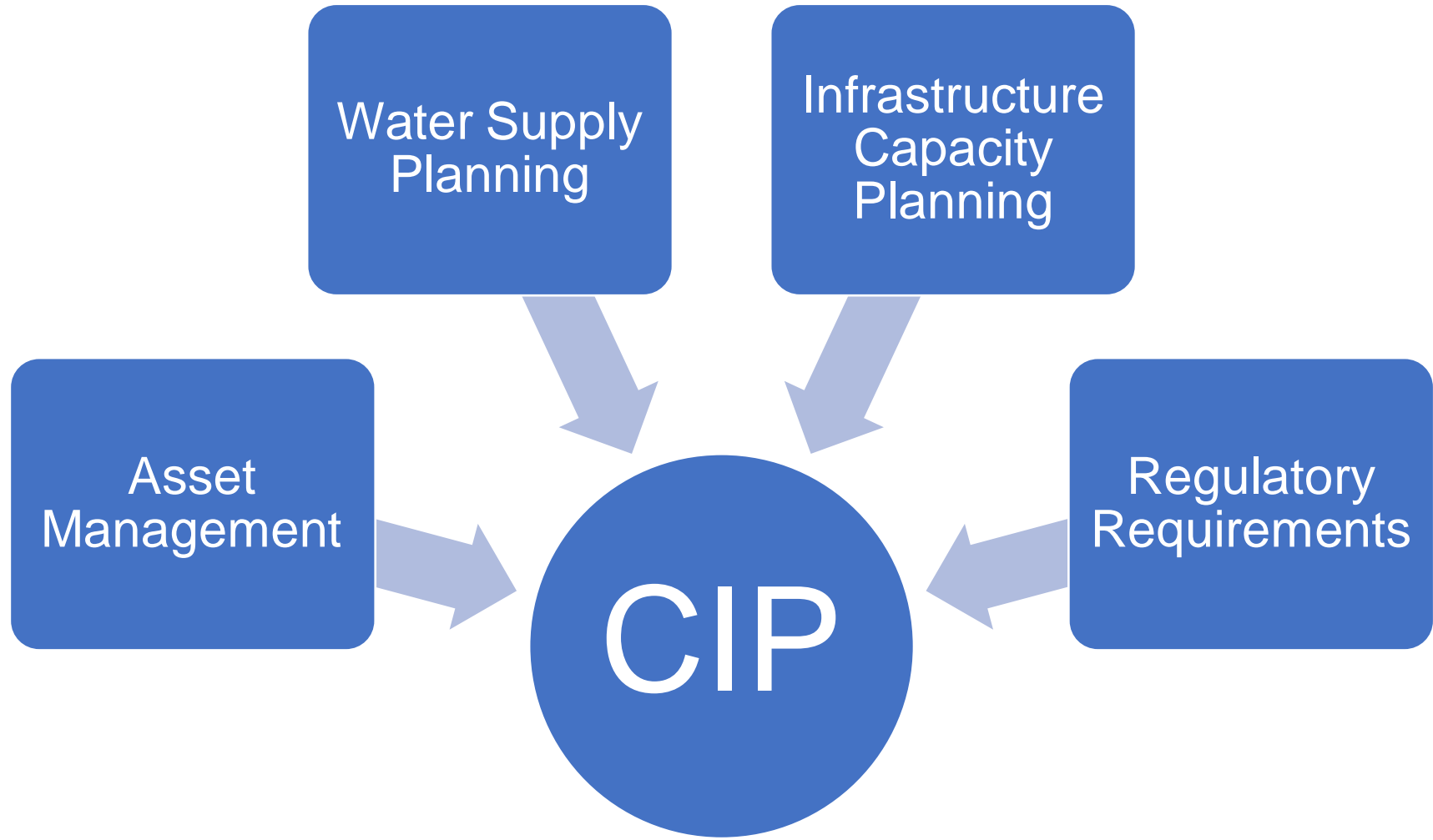
Phase 1 & 2 - expected to be complete in July 2022.

Phase 3 DWU - first of three expected bond issues was sold in FY21 for \$250 million. The next issue is estimated to be \$255 million issued through SWIFT funding in the Fall of 2022.

Staff Update

Capital Improvement Plan Adoption Update

Rachel Ickert, *Chief Water Resources*



TRWD Major Water Supply & Transmission CIP Projects											
Project Name	2022	2023	2024	2025	2026	2027	2028	2029	2030	2031	2032
Growth - Water Supply & Transmission											
Cedar Creek Wetlands		Design & Permitting			Construction			Vegetation Growth			
Aquifer Storage and Recovery											
Section 1 E Pipeline (Rolling Hills)											
Section 1D Pipeline (Arlington Outlet to RH)											
Aging Infrastructure, Increase in Capacity/Operational Flexibility											
Kennedale Balancing Reservoir - Cells 1 & 2 Modifications											
Cedar Creek Pipeline Replacement/Upsizing (10 miles of Section 2 - Mansfield to Waxahachie)											
Cedar Creek Pipeline Replacement/Upsizing (5 miles of Section 4 - Lake to Trinity River Bottoms)											
Emergency Preparedness & Resiliency											
Kennedale Balancing Reservoir - Third Cell											
Eagle Mountain Balancing Reservoir 2nd Cell - Property Acquisition (Construction TBD)											
Benbrook Pump Stations Backup Power											
Chemical Feed/Invasive Species Control Upgrades											
Benbrook Lake PS Copper Ion Addition for Zebra Mussel Control & Cooling Improvements											
Richland Chambers Lake PS - Replace Chlorine with Sodium Hypochlorite											
CC1 Chlorine demolition & caustic soda improvements											
Arlington Outlet & Benbrook Outlet: Dechlorination Facility Improvements/Upgrade											
<p><i>Note: The above represents TRWD's current CIP scheduling as of May 2022; however timing of projects are subject to change.</i></p> <p><i>Note: IPL projects not shown. Lake Palestine Pump Station and Section 19 Pipeline are under final design/construction to be completed by 2027; paid for by Dallas</i></p>											

VISION

Enriching Communities, Improving the Quality of Life

TRWD Capital Improvement Program TRWD Board Meeting

Guided Map Tour

<https://storymaps.arcgis.com/stories/d4995965ddfd4fceb74caca33e52663e>

Staff Update

Water Resources Update

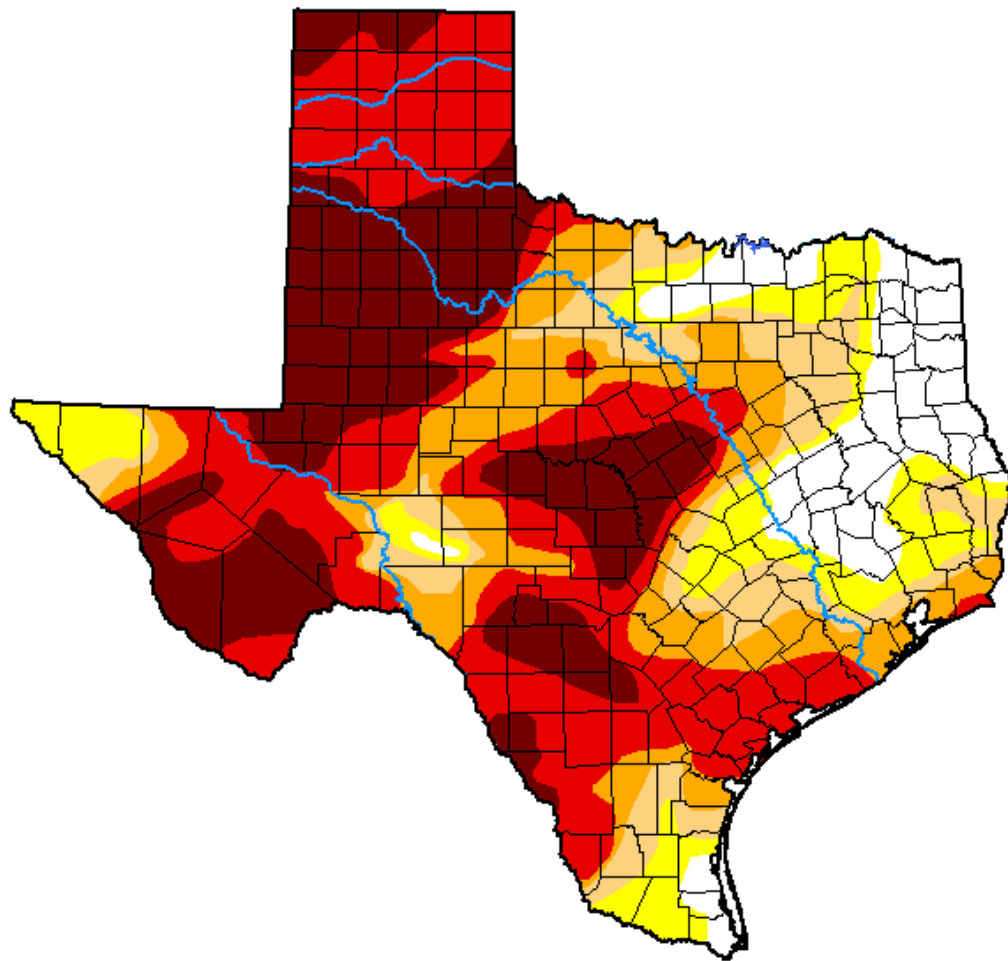
Rachel Ickert, *Chief Water Resources Officer*

U.S. Drought Monitor Texas

May 10, 2022

(Released Thursday, May 12, 2022)

Valid 8 a.m. EDT



Drought Conditions (Percent Area)

	None	D0-D4	D1-D4	D2-D4	D3-D4	D4
Current	10.54	89.46	79.23	68.09	52.96	24.53
Last Week <i>05-03-2022</i>	8.83	91.17	80.02	67.29	50.91	23.19
3 Months Ago <i>02-08-2022</i>	11.83	88.17	78.09	55.02	23.88	0.00
Start of Calendar Year <i>01-04-2022</i>	7.58	92.42	79.83	54.25	16.69	0.00
Start of Water Year <i>09-28-2021</i>	45.57	54.43	7.26	0.27	0.00	0.00
One Year Ago <i>05-11-2021</i>	34.32	65.68	44.28	27.69	16.88	7.85

Intensity:

- None
- D0 Abnormally Dry
- D1 Moderate Drought
- D2 Severe Drought
- D3 Extreme Drought
- D4 Exceptional Drought

The Drought Monitor focuses on broad-scale conditions. Local conditions may vary. For more information on the Drought Monitor, go to <https://droughtmonitor.unl.edu/About.aspx>

Author:


David Simeral
Western Regional Climate Center



Percent of Normal Rainfall

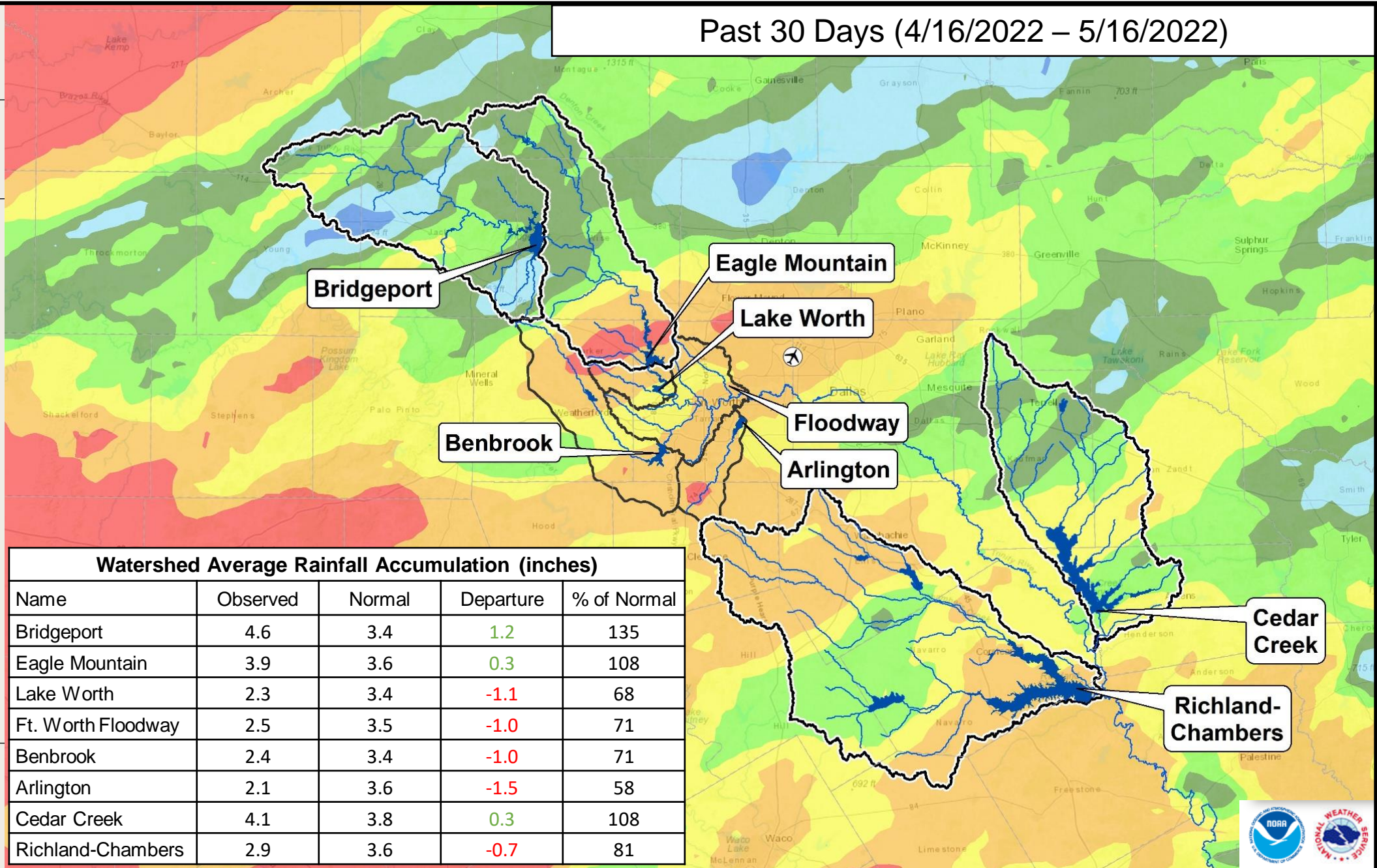


LEGEND



Precipitation totals are obtained from NOAA's NWS. The totals displayed are estimated by the WGRFC. The data is processed and displayed using ESRI ArcGIS.

Past 30 Days (4/16/2022 – 5/16/2022)



Watershed Average Rainfall Accumulation (inches)				
Name	Observed	Normal	Departure	% of Normal
Bridgeport	4.6	3.4	1.2	135
Eagle Mountain	3.9	3.6	0.3	108
Lake Worth	2.3	3.4	-1.1	68
Ft. Worth Floodway	2.5	3.5	-1.0	71
Benbrook	2.4	3.4	-1.0	71
Arlington	2.1	3.6	-1.5	58
Cedar Creek	4.1	3.8	0.3	108
Richland-Chambers	2.9	3.6	-0.7	81



Percent of Normal Rainfall

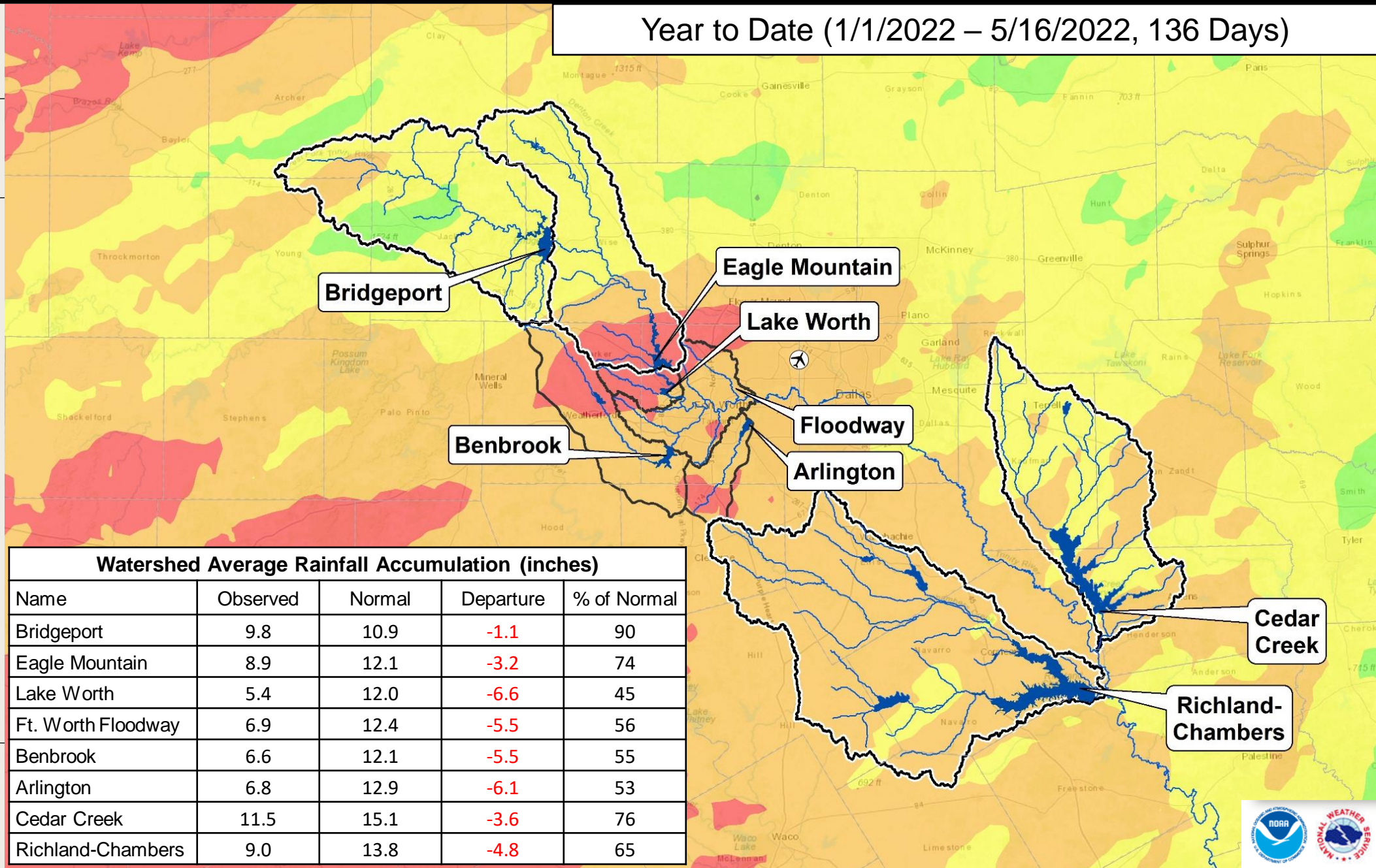


LEGEND

- 0 - 50 %
- 50 - 75 %
- 75 - 100 %
- 100 - 125 %
- 125 - 150 %
- 150 - 175 %
- 175 - 200 %
- 200 - 225 %
- 225 - 250 %
- > 250%

Precipitation totals are obtained from NOAA's NWS. The totals displayed are estimated by the WGRFC. The data is processed and displayed using ESRI ArcGIS.

Year to Date (1/1/2022 – 5/16/2022, 136 Days)



Watershed Average Rainfall Accumulation (inches)				
Name	Observed	Normal	Departure	% of Normal
Bridgeport	9.8	10.9	-1.1	90
Eagle Mountain	8.9	12.1	-3.2	74
Lake Worth	5.4	12.0	-6.6	45
Ft. Worth Floodway	6.9	12.4	-5.5	56
Benbrook	6.6	12.1	-5.5	55
Arlington	6.8	12.9	-6.1	53
Cedar Creek	11.5	15.1	-3.6	76
Richland-Chambers	9.0	13.8	-4.8	65



Projected Total Water Storage

04/21/2022

Forecast date

Storage (%)

120%
100%
80%
60%
40%

Stage 1 Conditions

Stage 2 Conditions

Stage 3 Conditions

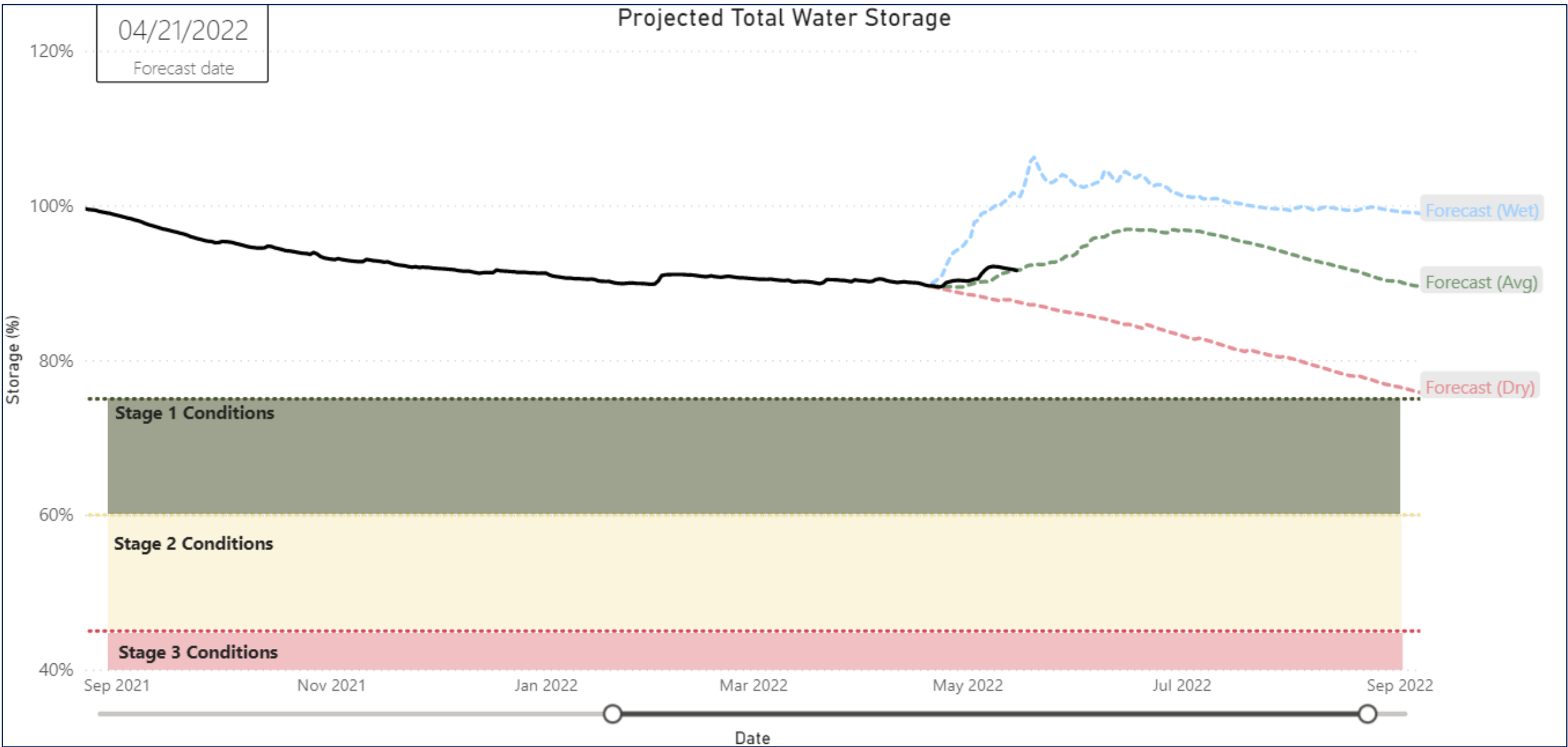
Forecast (Wet)

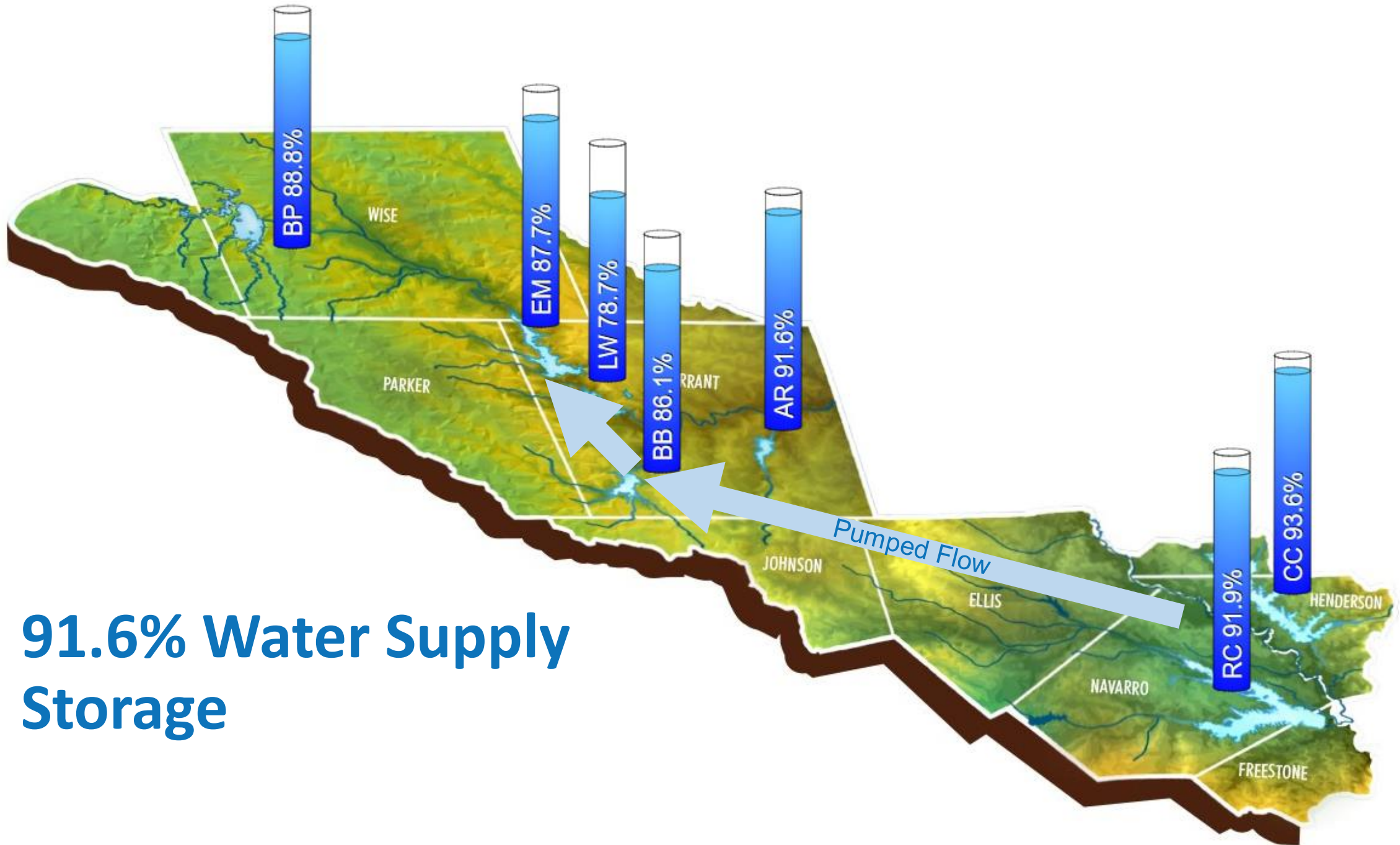
Forecast (Avg)

Forecast (Dry)

Sep 2021 Nov 2021 Jan 2022 Mar 2022 May 2022 Jul 2022 Sep 2022

Date





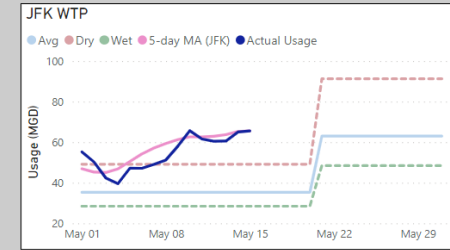
91.6% Water Supply Storage

Water Delivery System Monitoring

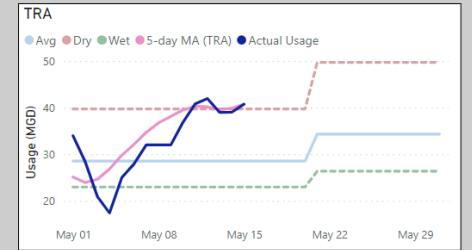
Pump Station	kW	1 VFD	2 VFD	3 VFD	4 VFD	5 VFD	6 VFD	7 VFD	8 VFD	9 VFD
BB1	120.0	● 0.0	● 0.0	● 0.0	● 0.0					
BB2	2,701.1	● 0.0	● 79.8	● 79.8	● 0.0					
CC1	5,826.9	●	●	●	●	●	●	●	●	●
CC3	120.0	●	●	●	●	●	●	●	●	●
RH2	2,143.7	● 69.5	● 69.3	● 69.5	● 0.0	● 0.0	●	●	●	●
RC3	5,117.1	●	● 0.0	● 100.0	● 67.9	● 68.9	● 0.0	● 66.9	●	●
JCC1	3,701.3	● 0.0	● 0.0	● 77.8	● 78.0	● 0.0	● 77.8	● 0.0		
JB3	7,925.7	● 88.0	● 0.0	● 88.0	● 88.0	● 0.0				
Deregulated Load kW	27,655.7									
JB2	0.0	●	●	●	●	●				
JB4	0.0	●	●	●	●	●				
JPAL	0.0	●	●	●	●	●				
JRC	0.0	●	●	●	●	●				
CC2	5,715.0	●	●	●	●	●	●			
RC1	12,429.0	●	●	●	●	●	●			
RC2	120.0	●	●	●	●	●				
Regulated Load kW	18,264.0									

Total kW: 45,919.7

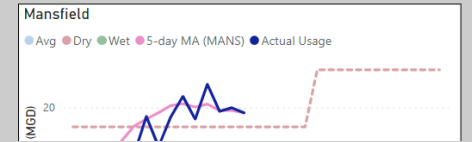
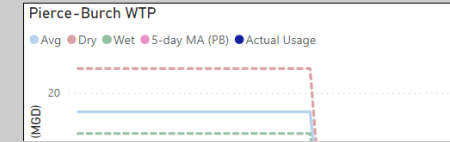
City of Arlington



TRA and Mansfield

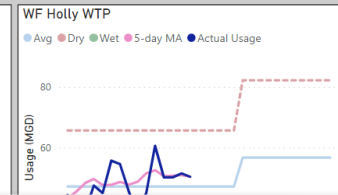
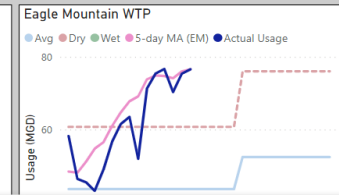
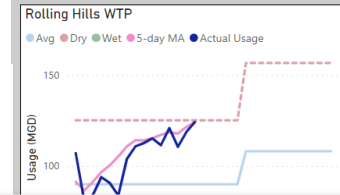


5-Day Moving Avg Tables



City of Fort Worth

5-Day Moving Avg Tables



Energy - Price Trends

Monday, May 16, 2022 10:55:00 AM



RTLMP

\$67.97

RTORPA

\$0.00

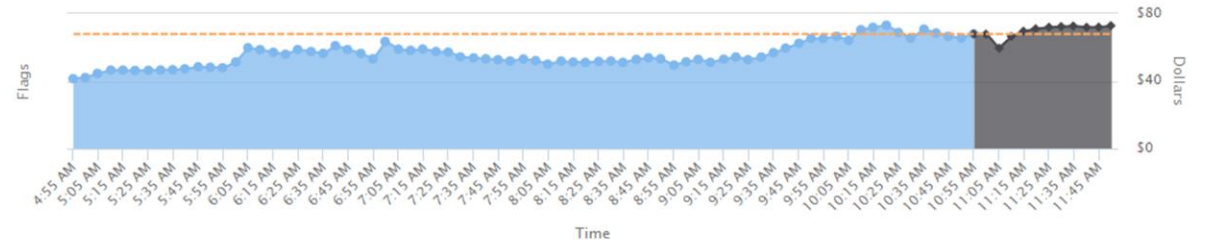
RTORDPA

\$0.00

Real-time market price (RTSPP)

\$67.97

Energy Price Projection



Trend - SPP Next Hour - SPP Flags MLFlags Current - SPP



10

Executive Session



11

Consider Approval of Settlement Agreement Related to Mary's Creek Wastewater Treatment Plant Contested Case Hearing

Stephen Tatum, *General Counsel*



12

Future Agenda Items



13

Next Board Meeting
June 21, 2022 at 9:00 AM





14

Adjourn