




Tilda®



BLOOMSVILLE

Mango Garden
Quilt Night Blue



Mango Garden Quilt

(Night blue colourway)

This gorgeous night blue version of the quilt is made in exactly the same way as the dove white one, except for the background colour. Follow the Materials list below and to see how the night blue colourway looks, refer to Fig A, Fig B and Fig C for the swatches, layout and quilt sections. See Dove White version for full explanation.

Difficulty rating **

Materials (Night blue version)

- Fabric 1: 5½yds (5m) – Solid night blue (120029)
- Fabric 2*: 12in x 27in (30.5cm x 68.6cm) – Late Bloomer tomato (100501)
- Fabric 3*: 6in x 20in (15.2cm x 50.8cm) – Flowermarket plum (100502)
- Fabric 4: 4½in x 18in (11.4cm x 45.7cm) – Cottonbloom paprika (100503)
- Fabric 5*: one fat eighth (*not* a long ⅛yd) – Garden Vista iris (100504)
- Fabric 6*: one fat eighth (*not* a long ⅛yd) – Flowertangle persimmon (100505)
- Fabric 7*: 6in x 20in (15.2cm x 50.8cm) – Flowermarket blueberry (100506)
- Fabric 8*: one fat eighth (*not* a long ⅛yd) – Garden Vista dove (100507)
- Fabric 9*: 6in x 27in (15.2cm x 68.6cm) – Late Bloomer sapphire (100508)
- Fabric 10*: 9in (23cm) square – Flowertangle blue (100509)
- Fabric 11: 4½in x 18in (11.4cm x 45.7cm) – Cottonbloom blueberry (100510)
- Fabric 12*: 6in x 27in (15.2cm x 68.6cm) – Late Bloomer lagoon (100511)
- Fabric 13*: ⅜yd (40cm) – Flowertangle green (100512)
- Fabric 14: 4½in x 18in (11.4cm x 45.7cm) – Cottonbloom petrol (100513)
- Fabric 15*: 22in (56cm) square – Flowermarket pine (100514)
- Fabric 16*: one fat eighth (*not* a long ⅛yd) – Garden Vista turquoise (100515)
- Fabric 17*: 9in (23cm) square – Flowertangle mustard (100516)
- Fabric 18*: 6in x 20in (15.2cm x 50.8cm) – Flowermarket sky (100517)
- Fabric 19*: one fat eighth (*not* a long ⅛yd) – Garden Vista light corn (100518)
- Fabric 20: 4½in x 18in (11.4cm x 45.7cm) – Cottonbloom sky (100519)
- Fabric 21*: 6in x 27in (15.2cm x 68.6cm) – Late Bloomer corn (100520)
- Fabric 22: 12in (30.5cm) square – Abloom turquoise (110072)
- Fabric 23: 9in (23cm) square – Abloom sky (110074)
- Fabric 24: ⅜yd (40cm) – Abloom cornflower (110075)
- Fabric 25: ¼yd (25cm) or fat quarter – Abloom iris (110077)
- Fabric 26: 9in (23cm) square – Abloom tomato (110079)
- Fabric 27: 12in (30.5cm) square – Abloom pink (110080)
- Fabric 28: ⅜yd (40cm) – Abloom dijon (110081)
- Fabric 29: 9in (23cm) square – Abloom fern (110082)
- Fabric 30: ¼yd (25cm) or fat quarter – Abloom mushroom (110083)
- Fabric 31: 12in (30.5cm) square – Solid coral (120016)
- Fabric 32: 12in (30.5cm) square – Solid dijon (120039)
- Fabric 33: 12in (30.5cm) square – Solid dusty teal (120043)
- Fabric 34: 12in (30.5cm) square – Solid cornflower blue (120024)
- Wadding (batting): 74in x 92in (188cm x 234cm)
- Backing fabric: 5¼yds (4.8m) – Abloom plum (110078)

- Binding fabric: $\frac{5}{8}$ yd (60cm) – Solid night blue (120029)
- Piecing and quilting threads
- Quilter's ruler, rotary cutter and mat
- Black embroidery cotton (floss) for French knot eyes

Fabric Notes

The Solid fabrics can be cut vertically or horizontally. However, many of the print fabrics have a directional pattern, so take care when cutting to preserve the direction of motifs. Fabrics marked with an asterisk (*) in the Materials list are those where fussy cutting was used to select attractive motifs, so additional material is suggested. A fat eighth is assumed to be approximately 10½in x 18in (26.7cm x 45.7cm) and a fat quarter approximately 21in x 18in (53.3cm x 45.7cm).

Finished Size

65½in x 83½in (16.5cm x 212cm)

General Notes

- Fabric quantities are based on a usable width of 42in (107cm), unless otherwise stated.
- Measurements are in imperial inches with metric conversions in brackets – use only *one* system throughout (preferably inches). Width measurements are generally given first.
- Before using your fabrics, press before cutting and trim as needed to square up the fabric pattern/weave, using a quilting ruler to cut the top raw edge at 90 degrees to the selvages.
- Use ¼in (6mm) seams unless otherwise instructed.
- Read all the instructions through before you start.
- Always make one section as a test before going on to make the remaining blocks.

Quilt Layout

1 The quilt layout is exactly the same as the dove white version. The three diagrams below show how the quilt looks with a night blue background – **Fig A** for the fabrics used, **Fig B** for the quilt layout and **Fig C** for the sections that make up the quilt.

Making the Quilt

2 Follow all of the instructions given for the dove white version of the quilt but substituting night blue for the background.

Quilting and Finishing

3 To quilt and finish off, follow the instructions given for the dove white version of the quilt.


Fig A Fabric swatches (Mango Garden – night blue version)

Fig B Quilt layout






Fig C The sections of the quilt

The unfinished sizes of the units are given in blue text

Fruit Branch 6 65½in x 8½in (166.4cm x 21.6cm)



Fruit Branch 1
18in x 26in
(45.7cm x 66cm)




Parrot 1
13in x 40in
(33cm x 101.6cm)




Parrot 2
13in x 40in
(33cm x 101.6cm)




Fruit Branch 4
23in x 26in
(58.4cm x 66cm)




Fruit Branch 2
5½in x 40in
(14cm x 101.6cm)




Parrot 3
13in x 40in
(33cm x 101.6cm)




Fruit Branch 3
25½in x 26in (64.8cm x 66cm)



Parrot 4
13in x 40in
(33cm x 101.6cm)



Fruit Branch 5
10½in x 40in
(26.7cm x 101.6cm)



Fruit Branch 7 65½in x 10½in (166.4cm x 26.7cm)

