

# NEA's

## Read Across America 2017 Classroom Activity Guide




Twenty years ago, the National Education Association (NEA) decided to do something BIG to get kids excited about reading. They called it NEA's Read Across America. Launched and celebrated annually on Dr. Seuss's birthday, March 2, it was—and still is—the largest celebration of reading this country has ever seen. This March, grow your Read Across America celebration bigger than ever as you and your students make your mark in our nation of diverse readers.



Dr. Seuss properties TM & © 2017 Dr. Seuss Enterprises, L.P. All Rights Reserved.

For more information, visit [nea.org/readacross](http://nea.org/readacross)





# THE CAT IN THE HAT




Photo courtesy of the National Education Association

## Michelle Obama picked *The Cat in the Hat!*


### IN THE CLASSROOM

#### Catalyst for Creativity

Dr. Seuss's Cat is rambunctious, exuberant, and fun-crazed. Have students create and illustrate their own stories about meeting an unusual cat.


#### Students should:

- Listen to *The Cat in the Hat* read aloud.
- Imagine that the Cat in the Hat has come to visit their school, and work together to dictate, write, and draw what interesting things happen next.
- Illustrate their story and present it to the class.
- Play a game of Copy Cat. In pairs, face one another, with one child making the movements of a cat and the other child mirroring those movements. Add sounds and noises as they become more comfortable with the game.
- Celebrate with milk and fish-shaped crackers on Read Across America Day. It's the perfect opportunity for students to read their stories aloud.



HC: 978-0-394-80001-1  
GLB: 978-0-394-90001-8

Join the Cat in the Hat as he makes learning to read a joy! It's a rainy day, and Dick and Sally can't find anything to do . . . until the Cat in the Hat unexpectedly appears and turns their dreary afternoon into a fun-filled extravaganza!




HC: 978-0-394-80002-8  
GLB: 978-0-394-90002-5

#### A Dr. Seuss Mobile


Provide a large oak tag or cardboard cutout of the Cat in the Hat's famous hat on which students can write what they've learned from Dr. Seuss and what they admire about him. Also provide smaller cutout versions of the hat—à la the Little Cats—on which students can write a number of interesting Seuss facts, from A through Z. They can decorate with red-and-white stripes or add images that relate to their facts on the back of each hat. Provide red-and-white yarn or cut spirals from red-and-white paper and let students attach the little hats to the large one.

Depending on the number of facts they have and how they want the mobile to look, they may want to have a number of long strings or spirals with several small hats attached, or stagger where the small hats hang from the large hat. Punch and reinforce a hole in the top of the large hat, add string, and hang the mobile from the ceiling for everyone to enjoy.





# THE LORAX



## Danny DeVito and Zac Efron picked *The Lorax*!


### IN THE CLASSROOM

#### Learn from the Lorax

- "Unless someone like you cares a whole awful lot, nothing is going to get better. It's not." After reading *The Lorax* to your class, discuss the meaning of this statement. Ask students: Can one person make a difference? Can you?
- Brainstorm a list of simple Earth-friendly actions that you and your students can do every day, such as picking up litter and using both the front and back of scrap paper, as well as long-term actions like changing to energy-efficient lightbulbs and carpooling.
- Invite guest readers who know about recycling and keeping your community green (for example, refuse and recycling collectors, mass transit workers, energy engineers, and urban and regional planners). Have students make guests hats out of recycled materials to wear when they read aloud and share details about their work.

#### Lorax-Friendly Ideas for Your School

- Set up a reading garden in a quiet corner of the playground, with benches for reading.
- Turn asphalt into a learning landscape! Use a stencil to paint your blacktop with a map of the United States or the continents, marking various points of interest and landforms.
- Keep nature close by with terrariums in the classroom or school library. Students can also make their own terrariums and bring nature home!
- Add art! Have students work together to paint canvas banners featuring native flowers, plants, and animals and hang them in the school halls or schoolyard. (Coat with clear polyurethane to protect outdoor art from the elements.)
- Build a bridge between gardening, nutrition, science, and summer learning by planting a school vegetable garden and hosting a summer garden club for students.
- Focus on the environment and invite students to submit nature photography as part of a school-wide competition. Display all the entries, then enlarge and frame winning photos for permanent display in the hallways, cafeteria, or library.
- Turn a grassy area or weedy spot into a meadow of native wildflowers.
- Teach students to collaborate with nature by turning it into art through activities such as leaf printing, pressing flowers, or sculpture with found objects. Create a display that rotates new works as the seasons change.



HC: 978-0-394-82337-9  
GLB: 978-0-394-92337-6

This classic tale has educated generations of young readers not only about the importance of seeing the beauty in the world around us, but also about our responsibility to protect it.






# HORTON HEARS A WHO!



Photo courtesy of the National Education Association



**Alex Rodriguez  
picked *Horton  
Hears a Who!***



## IN THE CLASSROOM

### What's a Bully? What's a Friend?

In *Horton Hears a Who!*, there are characters who tease and say mean things, like the kangaroos.


Then there is Horton, who listens, supports, and protects the *Whos*. Explain to the kids that bullies say mean things, while friends say nice things. Ask the children to listen carefully to the quotes below and shout "Bully!" or "Friend!" after each quote.

- "You're the biggest blame fool in the Jungle of Nool!"
- "You're safe now. Don't worry. I won't let you down."
- "Find THAT!" sneered the bird. "But I think you will fail."
- "I'll stick by you small folks through thin and through thick!"
- "Grab him!" they shouted. "And cage the big dope!"
- "Don't give up! I believe in you all!"

### Discuss Life Lessons from Horton the Elephant


Read *Horton Hatches the Egg*, *Horton Hears a Who!*, and *Horton and the Kwuggerbug and More Lost Stories*, and use the following questions to lead a discussion about Horton and his inspiring character.

- In *Horton Hears a Who!*, Horton says, "A person's a person, no matter how small." What motivates Horton to protect the *Whos*? Why do you think Horton persisted even when the other animals made fun of him?
- In *Horton Hatches the Egg*, Horton says, "I meant what I said and I said what I meant. . . . An elephant's faithful one hundred percent." Why does Horton agree to sit on the egg while Mayzie goes on vacation?
- In "Horton and the Kwuggerbug," the Kwuggerbug says, "A deal is a deal." Why does Horton agree to carry the bossy Kwuggerbug to the Beezlenut tree under such extreme conditions?
- Horton stands up for those that are smaller and weaker than him, but he does not always stand up for himself. How would you stand up for yourself and others in the situations Horton faced?
- How does Horton save the day in each book? What behaviors and actions result in Horton being a hero?



HC: 978-0-394-80078-3  
GLB: 978-0-394-90078-0

In this timeless, moving, and comical classic, we discover that "a person's a person, no matter how small." Thanks to the irrepressible rhymes and eye-catching illustrations, young readers will learn kindness and perseverance (as well as the importance of a good "Yopp") from the very determined—and very endearing—Horton the elephant.



HC: 978-0-394-80077-6  
GLB: 978-0-394-90077-3



HC: 978-0-385-38298-4  
GLB: 978-0-375-97342-0





# OH, THE PLACES YOU'LL GO!



## Ming Na picked *Oh the Places You'll Go!* IN THE CLASSROOM

### Your Students Are Going Places!

- Before reading *Oh, the Places You'll Go!* aloud to the class, ask students to make predictions about the book based on the cover.
- Ask students to name some places they've been and some places they want to go. What makes a destination likable or unlikable? Which books have they read with settings (real or imaginary) that they'd like to visit? Why?
- Create an *Oh, the Places You'll Go!* bulletin board. Have students cut balloon shapes out of construction paper. On their balloons, students can draw pictures of what they want to be or where they want to go when they grow up.
- Invite parents or members of the community to your classroom to talk about their careers and the ups and downs they've experienced on the path to where they are today.
- As part of your celebration of Dr. Seuss's birthday, have the class read about the author's life and mark places on a map that were important to Dr. Seuss. *The Boy on Fairfield Street: How Ted Geisel Grew Up to Become Dr. Seuss* and *Dr. Seuss: The Great Doodler* are great books to kick off Seussian author studies.



Photo courtesy of the National Education Association



HC: 978-0-679-80527-4  
GLB: 978-0-679-90527-1

From soaring to high heights and seeing great sights to being left in a Lurch on a prickly-ly perch, Dr. Seuss addresses life's ups and downs with his trademark humorous verse and illustrations, while encouraging readers to find the success that lies within.

# GREEN EGGS AND HAM

## Jake T. Austin picked *Green Eggs and Ham!* IN THE CLASSROOM

### Start at the End

No one turns a phrase on its head quite like Dr. Seuss. Pay tribute to Dr. Seuss's unique way with words by having students write word (or story) problems that have specific answers. You provide answers and directions, and students work backward to pose the problem. For example, ask students to write a word problem that has "eight green eggs" as the answer. Have them look at *Green Eggs and Ham* to help inspire their word problem. You might get some marvelous questions like "Sam-I-am wants to invite a mouse, a fox, and a goat over to have breakfast with him. If everybody plans to eat two green eggs, how many eggs does Sam-I-am need to cook?"

To celebrate Read Across America Day, have students create a poster that features their illustrated word problem. Place posters around the school with a box for collecting answers to the problem. Make sure students put their names on their guesses, and hold raffle drawings of correct answers for Seussational prizes!





Photo courtesy of the National Education Association



HC: 978-0-394-80016-5  
GLB: 978-0-394-90016-2

In this most famous of cumulative tales, the list of places to enjoy green eggs and ham, and friends to enjoy them with, gets longer and longer. Follow Sam-I-am as he insists that this unusual treat is indeed a delectable snack to be savored everywhere and in every way.





# Congratulations to

\_\_\_\_\_  
Name

for participating in the  
**2017 Read Across America celebration!**

\_\_\_\_\_  
Signature

\_\_\_\_\_  
Date



Dr. Seuss properties TM & © 2017 Dr. Seuss Enterprises, L.P. All Rights Reserved.

Reproducible