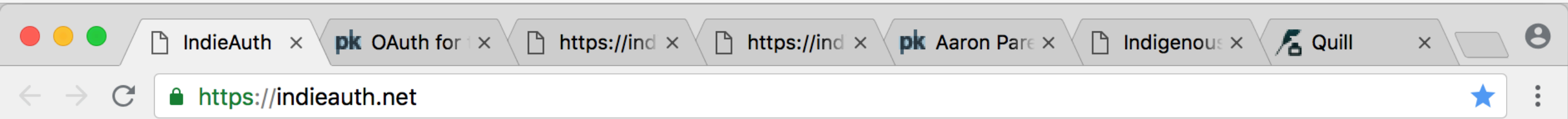


Making OAuth Work on the Open Web

Aaron Parecki • IIW 27 • October 2018



IndieAuth

OAuth for the open web

IndieAuth is a decentralized identity protocol built on top of OAuth 2.0.

Read more about how IndieAuth solves [OAuth for the open web](#).

Read the Spec

The latest version of the IndieAuth spec is available at:

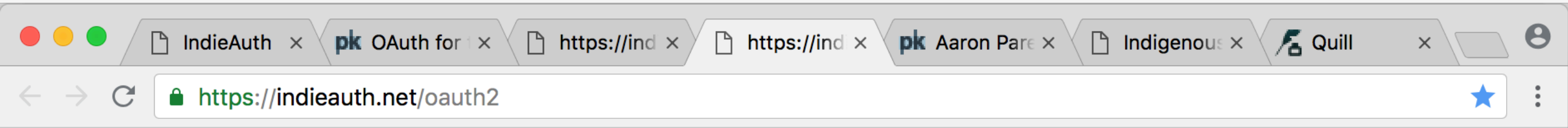
indieauth.spec.indieweb.org

The January 2018 published version is also available at:

The image shows a browser window with several tabs. The active tab is titled "pk OAuth for 1 x". The address bar shows the URL "https://indieauth.net/oauth-challenges". The main content area displays a slide with the title "Challenges with OAuth 2.0 for the Open Web:" and a bulleted list of three points.

Challenges with OAuth 2.0 for the Open Web:

- Client registration is impractical with thousands of authorization servers
- User IDs need to be globally unique
- Discovery: How does the app know where to send the user to authenticate?



IndieAuth builds on OAuth 2.0:

- Client IDs are URLs
- User IDs are URLs
- Discovery of the authorization server happens by looking at the User's URL

IndieAuth

W3C Working Group Note 23 January 2018

**This version:**

<https://www.w3.org/TR/2018/NOTE-indieauth-20180123/>

Latest published version:

<https://www.w3.org/TR/indieauth/>

Latest editor's draft:

<https://indieauth.spec.indieweb.org/>

Test suite:

<https://indieauth.rocks/>

Editor:

[Aaron Parecki](#)

Repository:

[Github](#)

[Issues](#)

[Commits](#)

Please check the [errata](#) for any errors or issues reported since publication.



AVOCADO
Just another WordPress site



Web Sign-in

<https://wordpress.avocado.lol>

Sign in



The app <https://indielogin.com/> would like to sign you in as <https://wordpress.avocado.lol/>.

Cancel

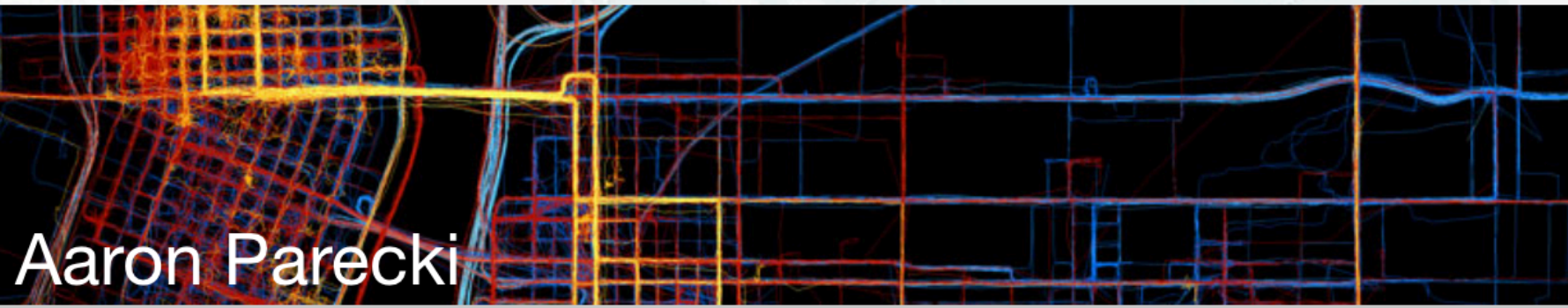
Authenticate

You will be redirected to <https://indielogin.com/redirect/indieauth> after authenticating.

Success! You logged in as **<https://wordpress.avocado.lol/>**

```
{  
  "me": "https://wordpress.avocado.lol/"  
}
```

[Start Over](#)



Aaron Parecki



Hi, I'm Aaron, co-founder of IndieWebCamp. I maintain [oauth.net](#), write and consult about OAuth, and am the editor of several W3C specifications. I record videos for local conferences and help run a podcast studio in Portland.

I wrote [100 songs in 100 days!](#) I've been tracking my location since 2008, and write down everything I eat and drink. I've spoken at conferences around the world about owning your data, OAuth, quantified self, and explained why R is a vowel. [Read more.](#)

- Okta Developer Advocate
- IndieWebCamp Founder
- W3C Editor
- Stream PDX Co-Founder
- backpedal.tv

- W7APK
- Life Stack

- 360 Articles
- 3258 Bookmarks
- 2625 Checkins
- 2951 Notes
- 1462 Photos
- 3056 Rides





Quill is a simple app for posting text notes to your website.

To use Quill, sign in with your domain. Your website will need to support [Micropub](#) for creating new posts.

[Docs](#)

```
1 <!doctype html>
2 <html>
3   <head>
4     <meta charset="utf-8">
5     <meta name="viewport" content="width=device-width, initial-scale=1">
6     <title>Aaron Parecki</title>
7     <link rel="authorization_endpoint" href="https://aaronparecki.com/auth">
8     <link rel="token_endpoint" href="https://aaronparecki.com/auth/token">
9     <link rel="micropub" href="https://aaronparecki.com/micropub">
10    <link rel="microsub" href="https://aperture.p3k.io/microsub/1">
11
12    <link rel="feed" href="/syndicated">
13    <link rel="feed" href="/all">
14    <link rel="alternate" type="application/jf2feed+json" href="/primary.jf2">
15    <link rel="alternate" type="application/json" href="/feed.json">
16    <link rel="alternate" type="application/atom+xml" href="/feed.xml">
17    <link rel="EditURI" type="application/rsd+xml" title="RSD"
href="https://xmlrpc.p3k.io/aaronparecki.com/xmlrpc?rsd" />
18    <script type="application/ld+json">
19      {
20        "@context": "http://schema.org",
21        "@type": "WebSite",
22        "url": "https://aaronparecki.com/",
23        "potentialAction": {
24          "@type": "SearchAction",
25          "target": "https://aaronparecki.com/search?q={search_term_string}",
26          "query-input": "required name=search_term_string"
27        }
28      }
29    </script>
```



This app is requesting the following scopes. You can edit the scopes that will be granted to this application.

Publishing

- create**
Allows the application to create posts and upload to the Media Endpoint
- update**
Allows the application to update posts
- delete**
Allows the application to delete posts
- media**
Allows the application to upload to the Media Endpoint

Reading

- read**
Allows the application to read content from channels
- follow**
Allows the application to follow and unfollow feeds
- mute**
Allows the application to mute and unmute users
- block**
Allows the application to block and unblock users
- channels**
Allows the application to manage your channels

▶ Channels

✓ Approve



Reply

Content

 213

Hello from IIW! This is a post from Quill to demonstrate IndieAuth.

Tags

e.g. web, personal

Slug



Syndicate (refresh list)

github.com/aaronpk

twitter.com/aaronpk

Aaron Parecki

[Articles](#) [Notes](#) [Projects](#)

Hello from IIW! This is a post from Quill to demonstrate IndieAuth.

📍 Mountain View, California, USA • ☁ 58°F

Thu, Oct 25, 2018 6:46am -07:00

Have you written a response to this? Let me know the URL:

[Send Webmention](#)

Posted in </notes> using quill.p3k.io

Hi, I'm Aaron, co-founder of [IndieWebCamp](#). I maintain [oauth.net](#), [write and consult about](#)

[Follow](#)



Indigenous - Social timeline

Make the web social again

DOWNLOAD FOR IOS

DOWNLOAD FOR ANDROID



Menu ☰

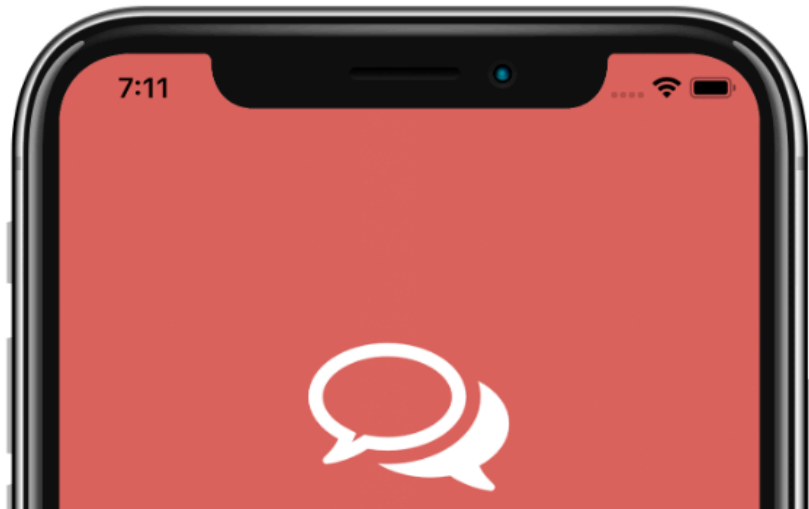
img.u-logo | 50x50

“ ” Indigenous - Social timeline

Make the web social again

DOWNLOAD FOR IOS

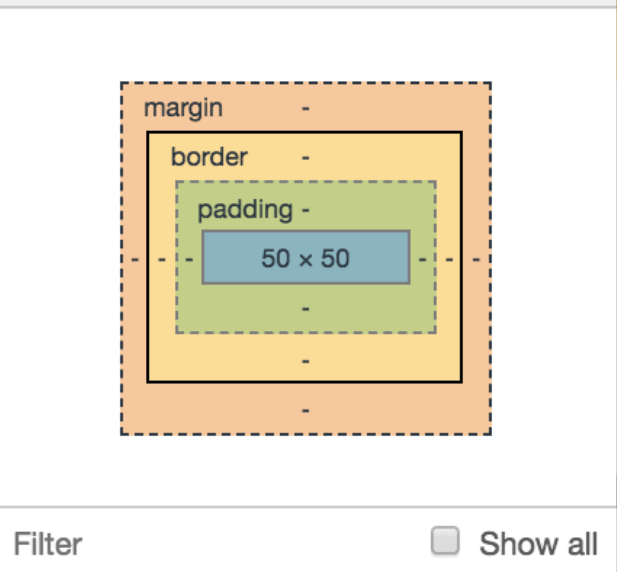
DOWNLOAD FOR ANDROID

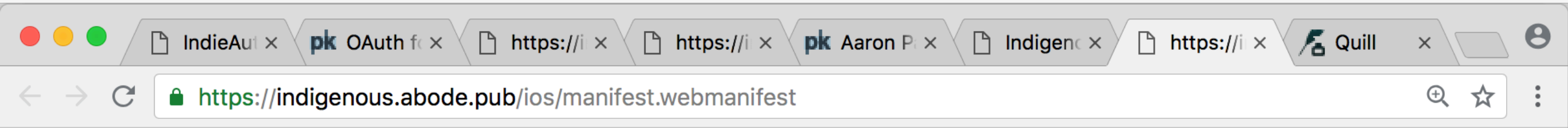


```
<div class="navbar-header h-x-app">
  ::before
  ><button type="button" class="navbar-toggle collapsed" data-toggle="collapse" data-
target="#bs-example-navbar-collapse-1">...</button>
  ><a class="navbar-brand page-scroll" href="#page-top">
...
     == $0
    <span class="p-name">Indigenous - Social timeline</span>
  </a>
  ::after
</div>
::after
</div>
<!-- /.container-fluid -->
::after
</nav>
><header>...</header>
><footer>...</footer>
<!-- jQuery -->
<script type="text/javascript" async src="https://ssl.google-analytics.com/ga.js">
html #page-top #mainNav div div.navbar-header.h-x-app a.navbar-brand.page-scroll img.u-logo
```

Filter :hov .cls +

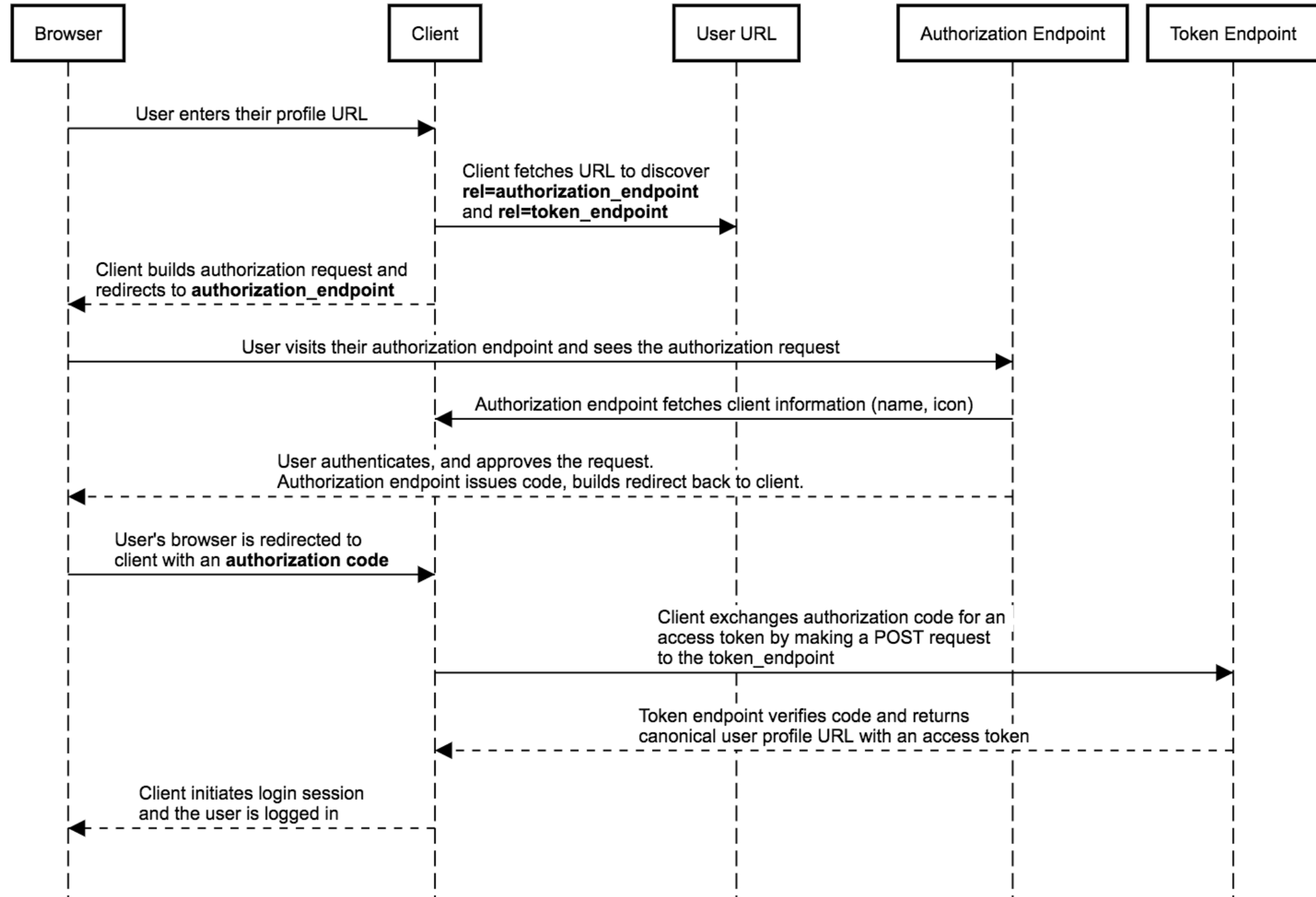
```
element.style {
}
.navbar-default .navbar-header .navbar-brand main.css:66
img {
  display: inline-block;
  height: 50px;
  border-radius: 17.544%;
  vertical-align: middle;
}
.navbar-brand>img {
  display: block;
}
bootstrap.min.css:5
```

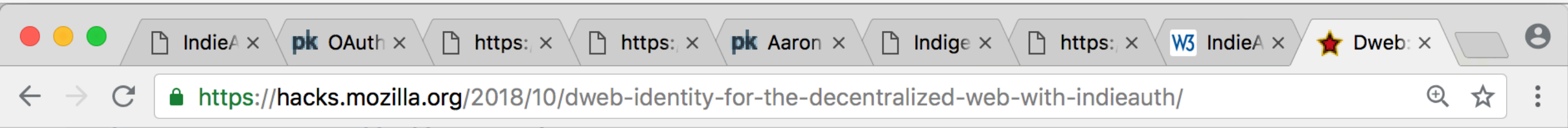




```
{
  "name": "Indigenous for iOS",
  "icons": [{
    "src": "img/app-icon.png",
    "sizes": "167x167",
    "type": "image/png"
  }],
  "prefer_related_applications": true,
  "related_applications": [{
    "platform": "itunes",
    "url": "https://itunes.apple.com/us/app/indigenous-social-timeline/id1271004584?mt=8"
  }]
}
```

IndieAuth Authentication Flow Diagram





To set up your website manually, you'll need to choose an IndieAuth server such as <https://indieauth.com> and add a few links to your home page. Add a link to the *indieauth.com* authorization endpoint in an HTML `<link>` tag so that apps will know where to send you to log in.

```
<link rel="authorization_endpoint" href="https://indieauth.com/auth">
```

Then tell *indieauth.com* how to authenticate you by linking to either a GitHub account or email address.

```
<a href="https://github.com/username" rel="me">GitHub</a>  
<a href="mailto:you@example.com" rel="me">Email</a>
```

Aaron Parecki

[Articles](#) [Notes](#) [Projects](#)

OAuth for the Open Web

Sat, Jul 7, 2018 9:30am -07:00



OAuth has become the de facto standard for authorization and authentication